

Tubac Fire District

2227 E I-19 Frontage Rd
Tubac, AZ 85646
520.398.2255



Monthly Financial Report – September 2020

Attached are the following for your information and review:

1. Balance Sheet as of September 30, 2020.
2. Summary of Reconciled Cash Balances as of September 30, 2020.
3. Income Statement of Revenues and Expenditures for September 2020 including budget to actual and year-to-date balances.
4. Income vs. Expenses Graph for September 2020.
5. Fixed Asset Additions and Disposals for FY 20/21.
6. Liabilities & Securities for FY 20/21.
7. Fleet Repairs & Maintenance Expenses.
8. Station Utilities, Supplies, and Repairs & Maintenance Expenses.
9. Board Presentation.
10. Monthly Disbursement Report.
11. 12-Month Cash Flow.

Key points:

- Santa Cruz County revenue for September is \$10,415 which is \$13,811 under budget.
- Non-Levy revenue is \$189,948 which is over budget by \$48,773, driven by wildland revenue and VFIS claim for Station 1 storm damage.
- Expenses for September totaled \$299,485 which is over budget by \$7,691, driven by wildland wages.
- Year-to-date Santa Cruz revenue is \$35,591 which is \$9,487 under budget.
- Year-to-date Non-Levy revenue is \$354,349 which is \$69,176 under budget, driven by grant and wildland revenue.
- Year-to-date expense is \$1,035,743 which is \$30,074 over budget
 - Personnel Expenses are \$25,719 over budget, driven by Wildland.

Please contact the Finance Director for any questions or concerns regarding this report.

This report and the attached detail reports have been reviewed and approved by the Fire Board.

Board Clerk

Date

**Tubac Fire District
Balance Sheet
As of September 30, 2020**

	Sep 30, 20	Aug 31, 20	\$ Change	Sep 30, 19	\$ Change
ASSETS					
Current Assets					
Checking/Savings					
1127 · Cash with County Treasurer	8,567.35	8,294.32	273.03	14,235.39	-5,668.04
1129 · Operational	650,231.66	814,629.21	-164,397.55	437,181.86	213,049.80
1130 · Savings Acct.	728,698.99	728,669.13	29.86	728,170.22	528.77
1131 · Bond Account	242,585.61	240,737.72	1,847.89	227,683.32	14,902.29
Total Checking/Savings	1,630,083.61	1,792,330.38	-162,246.77	1,407,270.79	222,812.82
Accounts Receivable					
1245 · Property Tax Receivable	142,178.67	142,178.67	0.00	210,125.90	-67,947.23
1200 · Wildland Receivable	75,915.25	0.00	75,915.25	0.00	75,915.25
1205 · Other Receivables	18,033.25	64,654.57	-46,621.32	17,783.25	250.00
1250 · Ambulance Receivable	155,819.15	155,819.15	0.00	75,289.88	80,529.27
1251 · Allowance for Ambulance Receiv	-82,122.65	-82,122.65	0.00	-57,125.66	-24,996.99
Total Accounts Receivable	309,823.67	280,529.74	29,293.93	246,073.37	63,750.30
Other Current Assets					
1400 · Prepaid Expense	0.00	20,409.60	-20,409.60	50,204.14	-50,204.14
Total Other Current Assets	0.00	20,409.60	-20,409.60	50,204.14	-50,204.14
Total Current Assets	1,939,907.28	2,093,269.72	-153,362.44	1,703,548.30	236,358.98
Fixed Assets					
1750 · CIP	15,600.00	15,600.00	0.00	0.00	15,600.00
1711 · Land - Non-depreciable	257,352.00	257,352.00	0.00	257,352.00	0.00
1745 · AD - Equipment	-1,344,957.58	-1,344,957.58	0.00	-1,268,362.19	-76,595.39
1735 · AD - Vehicles	-2,591,325.80	-2,591,325.80	0.00	-2,905,525.18	314,199.38
1725 · AD - Building	-1,961,004.22	-1,961,004.22	0.00	-1,814,669.38	-146,334.84
1730 · Vehicles	3,061,205.18	3,061,205.18	0.00	3,539,788.48	-478,583.30
1740 · Equipment	1,702,578.38	1,702,578.38	0.00	1,520,769.58	181,808.80
1720 · Buildings & Improvements	6,316,051.78	6,316,051.78	0.00	6,314,708.00	1,343.78
Total Fixed Assets	5,455,499.74	5,455,499.74	0.00	5,644,061.31	-188,561.57
Other Assets					
1956 · Net OPEB Asset	72,080.00	72,080.00	0.00	72,080.00	0.00
1915 · Deferred outflows - PSPRS	1,286,204.00	1,286,204.00	0.00	1,286,204.00	0.00
Total Other Assets	1,358,284.00	1,358,284.00	0.00	1,358,284.00	0.00
TOTAL ASSETS	8,753,691.02	8,907,053.46	-153,362.44	8,705,893.61	47,797.41
LIABILITIES & EQUITY					
Liabilities					
Current Liabilities					
Accounts Payable					
2000 · Accounts Payable	-26,813.38	18,959.31	-45,772.69	16,981.84	-43,795.22
Total Accounts Payable	-26,813.38	18,959.31	-45,772.69	16,981.84	-43,795.22

**Tubac Fire District
Balance Sheet
As of September 30, 2020**

	Sep 30, 20	Aug 31, 20	\$ Change	Sep 30, 19	\$ Change
Credit Cards					
2010 · Bank of America Credit Card	2,230.57	1,592.11	638.46	2,415.03	-184.46
Total Credit Cards	2,230.57	1,592.11	638.46	2,415.03	-184.46
Other Current Liabilities					
2230 · Accrued Interest	2,628.78	2,628.78	0.00	2,353.00	275.78
2030 · Compensated Absences Payable	93,333.86	93,333.86	0.00	107,010.48	-13,676.62
2020 · Accrued Wages	110,929.42	110,929.42	0.00	67,035.17	43,894.25
2315 · Deferred Inflows - PSPRS	478,001.00	478,001.00	0.00	478,001.00	0.00
2100 · Payroll Liabilities					
2102 · PSPRS Payable	0.00	6,261.94	-6,261.94	12,130.35	-12,130.35
2103 · Pension Payable	1,628.30	1,628.30	0.00	-5,546.80	7,175.10
2127 · Union Dues Payable	468.00	468.00	0.00	18.00	450.00
2128 · Health Insurance/Vision Ins.	0.00	0.00	0.00	-7,615.88	7,615.88
2130 · Life Insurance	0.00	1,066.40	-1,066.40	6,042.11	-6,042.11
2132 · Dental Insurance	0.00	1,778.70	-1,778.70	2,225.21	-2,225.21
2137 · Garnishment	-236.26	-236.26	0.00	0.00	-236.26
2140 · Pre-Paid Legal	0.00	0.00	0.00	90.65	-90.65
Total 2100 · Payroll Liabilities	1,860.04	10,967.08	-9,107.04	7,343.64	-5,483.60
2111 · Direct Deposit Liabilities	0.00	0.00	0.00	93.00	-93.00
Total Other Current Liabilities	686,753.10	695,860.14	-9,107.04	661,836.29	24,916.81
Total Current Liabilities	662,170.29	716,411.56	-54,241.27	681,233.16	-19,062.87
Long Term Liabilities					
2335 · F150 Leases Payable	64,947.12	64,947.12	0.00	90,337.08	-25,389.96
2316 · Deferred Inflows - PSPRS OPEB	55,427.00	55,427.00	0.00	55,427.00	0.00
2330 · Ambulance Lease Payable	169,009.89	169,009.89	0.00	195,131.69	-26,121.80
2355 · Net Pension Liability - PSPRS	2,460,182.00	2,460,182.00	0.00	2,460,182.00	0.00
2320 · Bond Payable	3,521,800.00	3,521,800.00	0.00	3,861,800.00	-340,000.00
Total Long Term Liabilities	6,271,366.01	6,271,366.01	0.00	6,662,877.77	-391,511.76
Total Liabilities	6,933,536.30	6,987,777.57	-54,241.27	7,344,110.93	-410,574.63
Equity					
3001 · Unrestricted	758,993.83	758,993.83	0.00	392,152.59	366,841.24
3510 · Restricted	552,588.73	552,588.73	0.00	552,588.73	0.00
3530 · Net Investment in Capital Asset	1,154,375.22	1,154,375.22	0.00	1,154,375.22	0.00
Net Income	-645,803.06	-546,681.89	-99,121.17	-737,333.86	91,530.80
Total Equity	1,820,154.72	1,919,275.89	-99,121.17	1,361,782.68	458,372.04
TOTAL LIABILITIES & EQUITY	8,753,691.02	8,907,053.46	-153,362.44	8,705,893.61	47,797.41

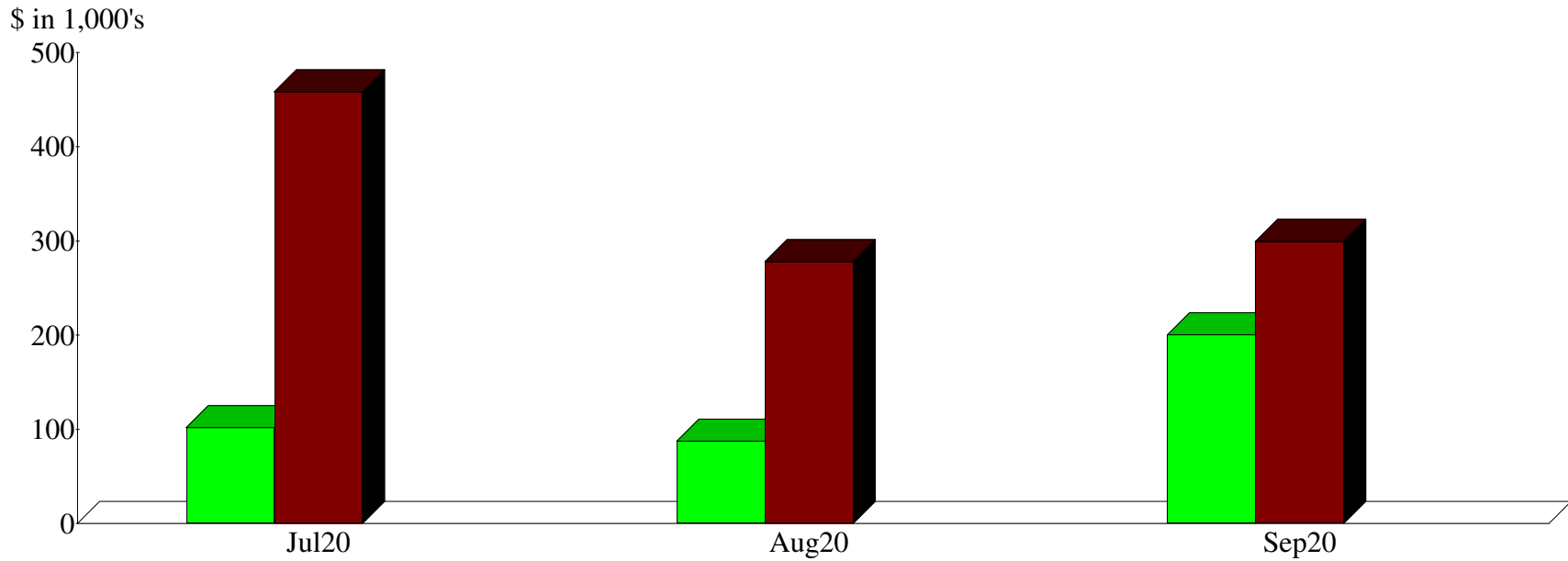
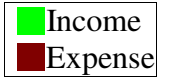
Tubac Fire District
Summary of Reconciled Cash Balances
 Period Ending 09/30/2020

	Bank of America Checking	Santa Cruz County General Fund	Bank of America Savings	Santa Cruz County Bond Account
	<u>9/30/2020</u>	<u>9/30/2020</u>	<u>9/30/2020</u>	<u>9/30/2020</u>
Beginning Balance	817,303.46	8,294.32	728,669.13	240,737.72
Cleared Transactions				
Checks and Payments	(334,058.20)	(8,294.32)	-	-
Deposits and Credits	168,730.21	8,567.35	29.86	1,847.89
Total Cleared Transactions	<u>(165,327.99)</u>	<u>273.03</u>	<u>29.86</u>	<u>1,847.89</u>
Cleared Balance	<u><u>651,975.47</u></u>	<u><u>8,567.35</u></u>	<u><u>728,698.99</u></u>	<u><u>242,585.61</u></u>
Uncleared Transactions				
Checks and Payments	(1,743.81)	-	-	-
Deposits and Credits	-	-	-	-
Total Uncleared Transactions	<u>(1,743.81)</u>	<u>-</u>	<u>-</u>	<u>-</u>
Register Balance as of 9/30/2020	<u><u>650,231.66</u></u>	<u><u>8,567.35</u></u>	<u><u>728,698.99</u></u>	<u><u>242,585.61</u></u>

Tubac Fire District Profit & Loss Budget Performance September 2020

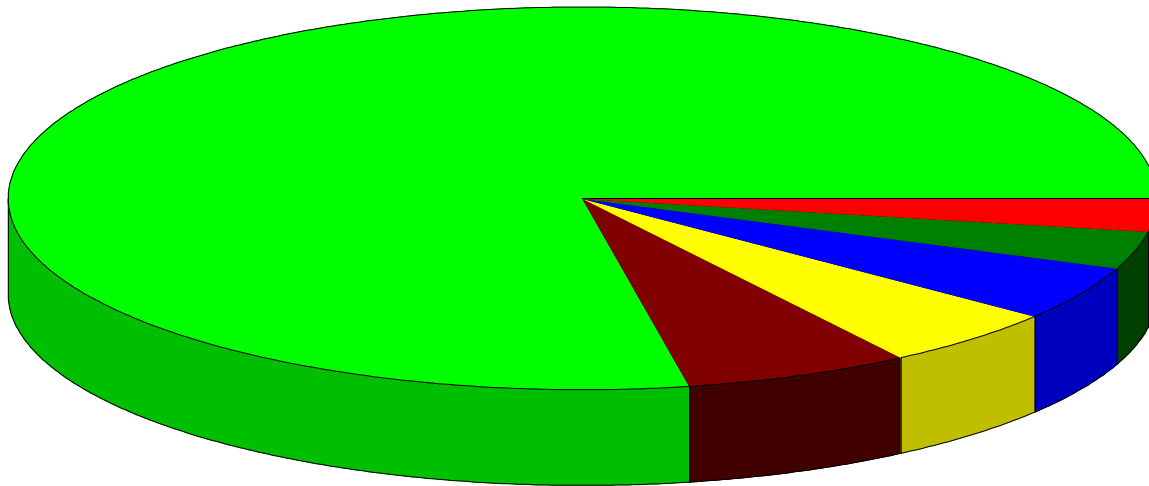
	Sep 20	Budget	\$ Over Budget	Jul - Sep 20	YTD Budget	\$ Over Budget	Annual Budget
Ordinary Income/Expense							
Income							
Tax Revenues	10,415.24	24,226.00	-13,810.76	35,590.58	45,078.00	-9,487.42	2,739,126.00
Non Tax Levy Revenue							
4200 - Miscellaneous Revenue	31,221.66	36,175.00	-4,953.34	77,508.56	108,525.00	-31,016.44	434,100.00
4110 - EMS Revenue	31,516.78	37,500.00	-5,983.22	97,445.93	112,500.00	-15,054.07	450,000.00
4120 - Wildland Revenue	127,209.71	67,500.00	59,709.71	179,394.51	202,500.00	-23,105.49	405,000.00
Total Non Tax Levy Revenue	189,948.15	141,175.00	48,773.15	354,349.00	423,525.00	-69,176.00	1,289,100.00
Total Income	200,363.39	165,401.00	34,962.39	389,939.58	468,603.00	-78,663.42	4,028,226.00
Gross Profit	200,363.39	165,401.00	34,962.39	389,939.58	468,603.00	-78,663.42	4,028,226.00
Expense							
Personnel Expenses	235,984.19	227,419.00	8,565.19	809,261.22	783,542.00	25,719.22	2,866,472.00
Buildings & Land	15,565.67	15,801.00	-235.33	54,286.24	47,403.00	6,883.24	189,600.00
Vehicles & Equipment	19,910.96	20,576.00	-665.04	67,063.80	61,728.00	5,335.80	246,904.00
Communications & I.T.	12,368.55	9,054.00	3,314.55	33,615.04	31,158.00	2,457.04	119,100.00
Travel & Training	3,079.89	6,975.00	-3,895.11	22,680.71	35,925.00	-13,244.29	70,350.00
Managerial Expenses	12,575.30	11,136.00	1,439.30	48,835.63	43,414.00	5,421.63	173,655.00
Grant Expenses	0.00	833.00	-833.00	0.00	2,499.00	-2,499.00	10,000.00
Total Expense	299,484.56	291,794.00	7,690.56	1,035,742.64	1,005,669.00	30,073.64	3,676,081.00
Net Ordinary Income	-99,121.17	-126,393.00	27,271.83	-645,803.06	-537,066.00	-108,737.06	352,145.00
Net Income	-99,121.17	-126,393.00	27,271.83	-645,803.06	-537,066.00	-108,737.06	352,145.00

Income and Expense by Month
July through September 2020



Expense Summary
July through September 2020

Personnel Expenses	78.13%
Vehicles & Equipment	6.47
Buildings & Land	5.24
Managerial Expenses	4.72
Communications & I.T.	3.25
Travel & Training	2.19
Total	\$1,035,742.64



By Account

Tubac Fire District
Fixed Assets Additions and Disposals

Recorded in fixed asset accounts:

Account Number	Account name	Addition/(Disposal) Amount	Description of Asset
1720	Buildings & Improvements	\$ 9,663.78	Modular installation
TOTALS		\$ 9,663.78	

Prepared

10/20/2020 JVG, Finance Director.

TUBAC FIRE DISTRICT
Liabilities and Securities - FY20/21

LIABILITIES						
Description	TOTAL PRICE	CURRENT BALANCE	INTEREST RATE	FY20/21 PAYMENTS	NEXT PAYMENT	DATE OF PAYOFF
Bond	\$6,795,000.00	\$3,521,800.00	2.36%	\$0.00	7/1/2021	7/1/2028
Lease Payable	\$195,131.69	\$169,009.89	3.71%	\$0.00	2/1/2021	2/1/2026
Net Pension Liability - PSPRS		\$2,460,182.00				
Totals		\$6,150,991.89		\$0.00		

SECURITIES				
Broker	CUSIP #	Description	Market Value	Maturity Date
		Totals	\$0.00	

☞ Net balance owed = **\$6,150,991.89**

2:57 PM

10/20/20

Accrual Basis

Tubac Fire District Fleet Repairs & Maintenance September 2020

Date	Source Name	Memo	Amount
Apparatus			
Ambulance 1031			
09/21/2020	Merle's Automotive Supply	Vehicle Repair Parts- 50/50 gal dex cool	10.88
09/28/2020	Mega Wrench Automotive	Repair to Unit #1031	620.00
Total Ambulance 1031			630.88
Ambulance 1032			
09/21/2020	Merle's Automotive Supply	Vehicle Repair Parts- battery	509.96
09/21/2020	Merle's Automotive Supply	Vehicle Repair Parts- 50/50 gal dex cool	10.88
Total Ambulance 1032			520.84
Ambulance 1033			
09/17/2020	Zoro	Cilling fan for unit 1033	150.45
09/21/2020	Merle's Automotive Supply	Vehicle Repair Parts- 50/50 gal dex cool	10.88
Total Ambulance 1033			161.33
Ambulance 1034			
09/08/2020	W.W. Williams	PO 3923:Repairs to transmission on Unit #1034	1,347.68
09/21/2020	Merle's Automotive Supply	Vehicle Repair Parts- 50/50 gal dex cool	10.86
Total Ambulance 1034			1,358.54
Ambulance 1053			
09/21/2020	Merle's Automotive Supply	Vehicle Repair Parts- 2.5 gal jug	18.57
Total Ambulance 1053			18.57
Ambulance 1054			
09/21/2020	Merle's Automotive Supply	Vehicle Repair Parts- 2.5 gal jug	18.57
Total Ambulance 1054			18.57
Brush 1046			
09/10/2020	California Tire	Tires for Unit 1046	2,110.73
09/10/2020	California Tire	Tires for unit #1046	0.00
09/10/2020	California Tire	Tires for Unit 1046	0.00
Total Brush 1046			2,110.73
T722 Unit 1045			
09/15/2020	Burton's Fire Inc.	Repair to unit #1045 while out on wildland assignment in ...	1,348.45
09/21/2020	TF Tire & Service	Tire repair on tender while returning home from fire assign...	689.96
Total T722 Unit 1045			2,038.41
Total Apparatus			6,857.87
TOTAL			6,857.87

2:56 PM

10/20/20

Accrual Basis

Tubac Fire District

Station Utilities, Supplies, and Repairs & Maintenance

September 2020

Date	Source Name	Memo	Amount
Stations			
Station 1			
09/02/2020	Prudential Overall Supply	Station supplies for Station 1	26.69
09/09/2020	Prudential Overall Supply	Station supplies for Station 1	26.69
09/10/2020	Tractor Supply Co	Rubber matting for workout area in the bay at Station #1	429.61
09/10/2020	EPCOR	September Water Bill Station 1	51.03
09/10/2020	C & D Garage Doors	Commercial Service to include Lube and adjustment of door. Station 1	135.00
09/10/2020	C & D Garage Doors	Building Maintenance- annual preventative maintenance service, released ...	230.00
09/10/2020	Century Link 326B	Internet at Station 1 for Sep 2020	161.86
09/16/2020	Prudential Overall Supply	Station supplies for Station 1	26.69
09/17/2020	Unisource Energy Services (Gas)	Acct No. 4637130000 Gas service for Station 1: 08/17/20-09/16//20	21.40
09/17/2020	Unisource Energy Services (Electric)	Acc #3813500000 from 08/17/20 to 09/16/20 service dates Station 1	605.43
09/17/2020	Unisource Energy Services (Gas)	Acct No. 9658140000 Gas service for Station 1: 08/17/20-09/16//20	21.40
09/19/2020	Direct TV - 9236	TV for period 09/18/20 to 10/17/20 at Station 1	141.98
09/20/2020	Simply Bits, LLC	CA24339 Internet and long distance September 2020	949.83
09/23/2020	Prudential Overall Supply	Station Supplies for Station 1- 3x5 mat, laundry bag, laundry rack, massag...	26.69
09/24/2020	Waste Management of Tucson	Trash Service at Station 1	188.60
Total Station 1			3,042.90
Station 2			
09/01/2020	Central Alarm	Access control full service 9.1.20-9.30.20	60.00
09/02/2020	Prudential Overall Supply	Station supplies for Station 2	35.08
09/03/2020	Terminix	Pest Control September 2020 for Station 2	115.00
09/09/2020	Prudential Overall Supply	Station supplies for Station 2	35.08
09/10/2020	Century Link 011B	Monthly Internet for Station 2 September 2020	62.08
09/16/2020	Simply Bits, LLC	CA17981 Internet and long distance September 2020	401.89
09/16/2020	Prudential Overall Supply	Station supplies for Station 2	35.08
09/18/2020	Liberty Utilities #8134201956-305894*	#8134201956-305894 Water Service 08/10/20 to 09/10/20 for 1360 W Fro...	311.29
09/20/2020	Simply Bits, LLC	CA17981 Internet and long distance September 2020	695.07
09/23/2020	Unisource Energy Services (Electric)	Acc #6536110000 from 08/21/20 to 09/22/20 service dates Station 2	184.31
09/23/2020	Unisource Energy Services (Electric)	Acc #4636110000 from 08/21/20 to 09/22/20 service dates Station 2	841.38
09/23/2020	Prudential Overall Supply	Station Supplies for Station 2- 3x5 mat, 4x6 mat, 3x10 mat, laundry bag, la...	35.08
09/24/2020	Waste Management of Tucson	Trash Service at Station 2	198.87
09/27/2020	Unlimited Plumbing Works, LLC.*	Plumbing Repairs- replace flush valve in mens bathroom urinal at Station 2	189.59
09/28/2020	Home Depot	Station 2 generator starter handle	10.84
09/28/2020	Direct TV - 9885	Station 2 TV from 09/27/20 to 10/26/20	148.98
Total Station 2			3,359.62
Station 3			
09/02/2020	Prudential Overall Supply	Station supplies for Station 3	32.90
09/03/2020	Direct TV - 0393	TV for period 9/2/20-10/1/20	148.98
09/03/2020	Unisource Energy Services (Electric)	Acc #3975067474 from 07/27/20 to 08/26/20 service dates Station 3	963.21
09/09/2020	Prudential Overall Supply	Station supplies for Station 3	32.90
09/09/2020	Liberty Utilities #8134207196-305894	#8134207196-305894 water service 7.30.20 to 8.31.20 for 333 Camino Jo...	173.13
09/09/2020	Empire Southwest*	PO #3924- Generator Maintenance, Station 3	621.96
09/16/2020	Prudential Overall Supply	Station supplies for Station 3	32.90
09/20/2020	Simply Bits, LLC	CA24338 Internet and long distance September 2020	776.52
09/23/2020	Terminix	Pest Control September 2020 for Station 3	141.00
09/23/2020	Prudential Overall Supply	Station Supplies for Station 3- 3x5 mat, laundry bag, laundry rack, massag...	32.90
09/24/2020	Unisource Energy Services (Electric)	Acc #3975067474 from 08/26/20 to 09/23/20 service dates Station 3	821.91
09/30/2020	Canyon Disposal, Inc.	Trash disposal services September	113.85
09/30/2020	Stations:Station 3	Clear invalid credits	522.60
Total Station 3			4,414.76

2:56 PM

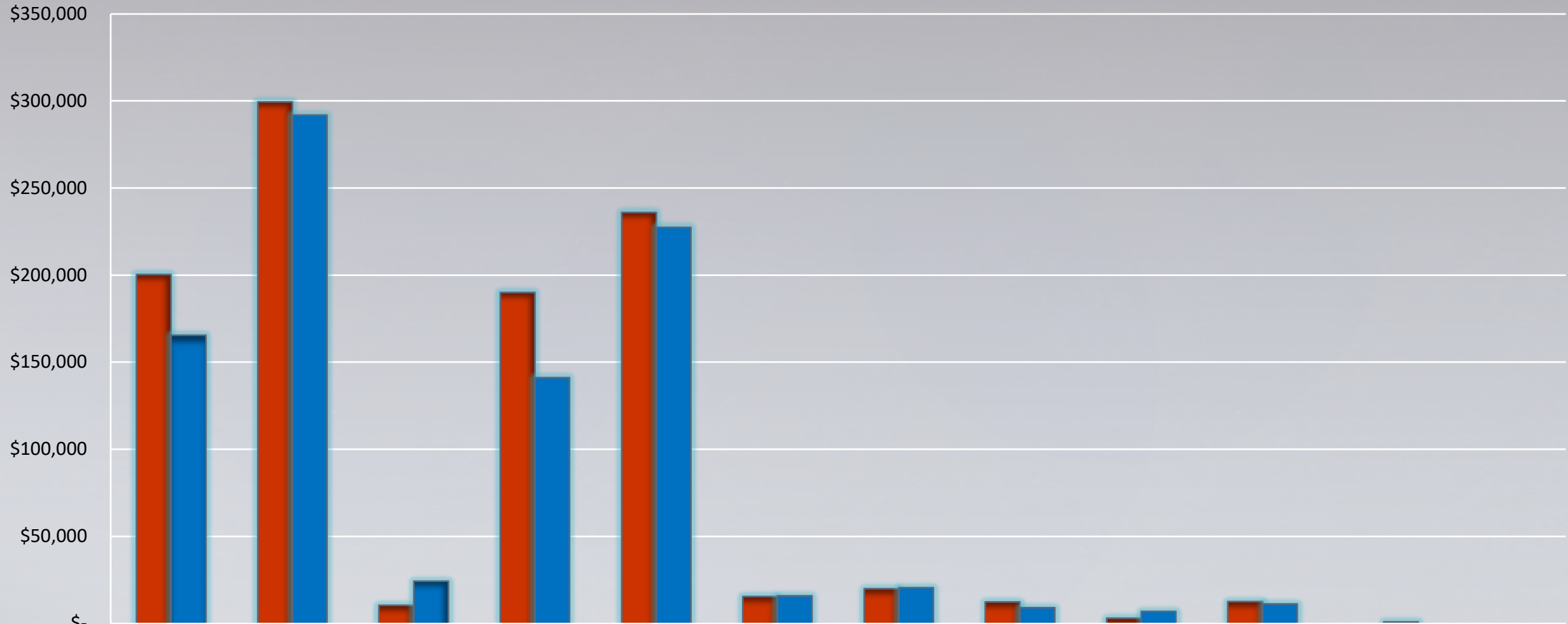
10/20/20

Accrual Basis

Tubac Fire District
Station Utilities, Supplies, and Repairs & Maintenance
September 2020

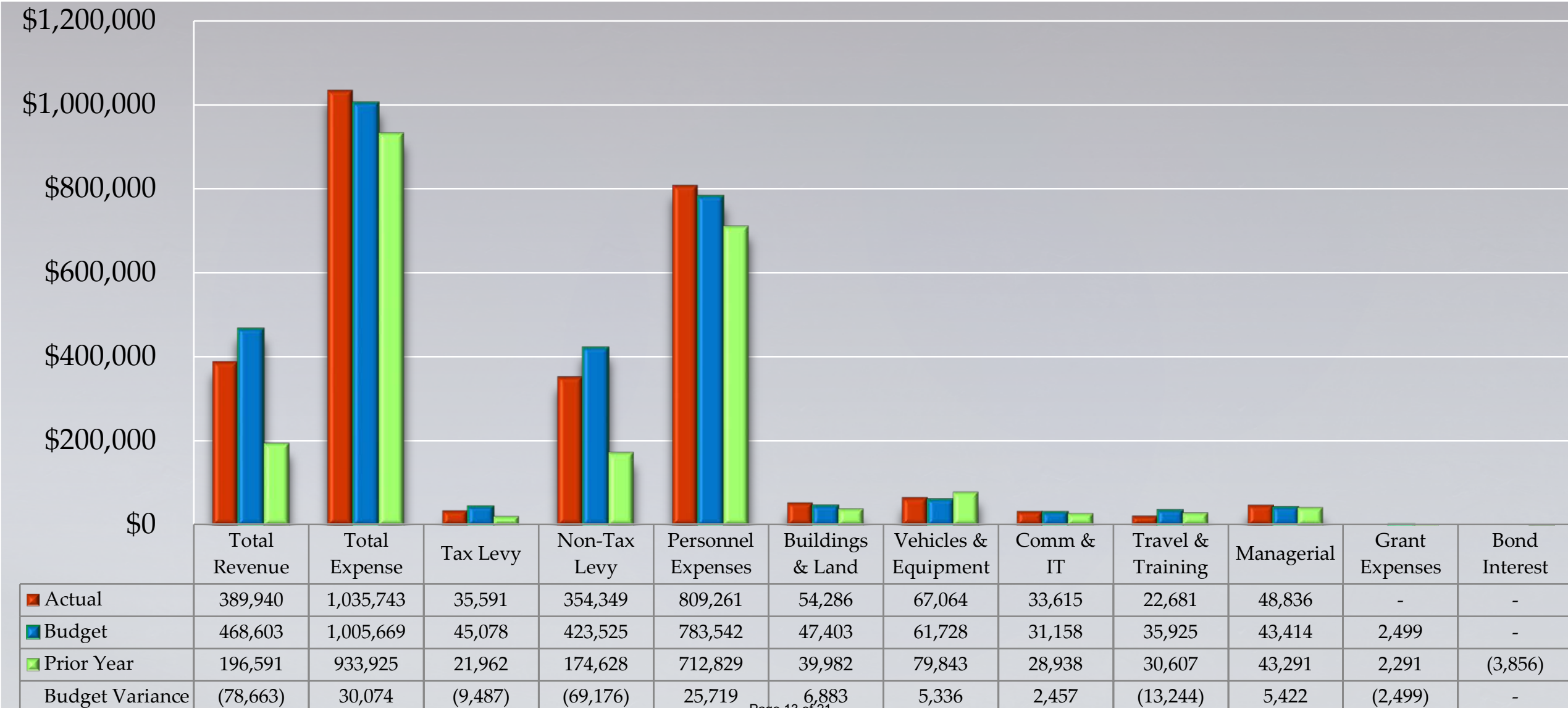
Date	Source Name	Memo	Amount
Station 4			
09/01/2020	Cactus Heating & Cooling	Installed new cel dek pads in cooler at Station 4	381.00
09/02/2020	Prudential Overall Supply	Station supplies for Station 4	32.90
09/06/2020	Direct TV - 2827	Monthly TV for Station 4	155.98
09/09/2020	Prudential Overall Supply	Station supplies for Station 4	32.90
09/09/2020	Liberty Utilities #8134207237-305894	#8134207237-305894 for water service 7.31.20 to 9.1.20 at 149 Ruta Cam...	572.23
09/09/2020	Empire Southwest*	PO #3925- Generator Maintenance, Station 4	621.96
09/16/2020	Prudential Overall Supply	Station supplies for Station 4	32.90
09/20/2020	Simply Bits, LLC	CA24337 Internet and long distance September 2020	643.23
09/23/2020	Prudential Overall Supply	Station Supplies for Station 4- 3x5 mat, laundry bag, laundry rack, massag...	32.90
09/25/2020	Unisource Energy Services (Electric)	Electricity from 08/25/20 to 09/24/20; Acc #7390105230 Station 4	1,082.33
09/30/2020	Canyon Disposal, Inc.	Trash disposal services September	113.85
09/30/2020	Stations:Station 4	to clear invalid credits	210.95
Total Station 4			3,913.13
Total Stations			14,730.41
TOTAL			14,730.41

September 2020

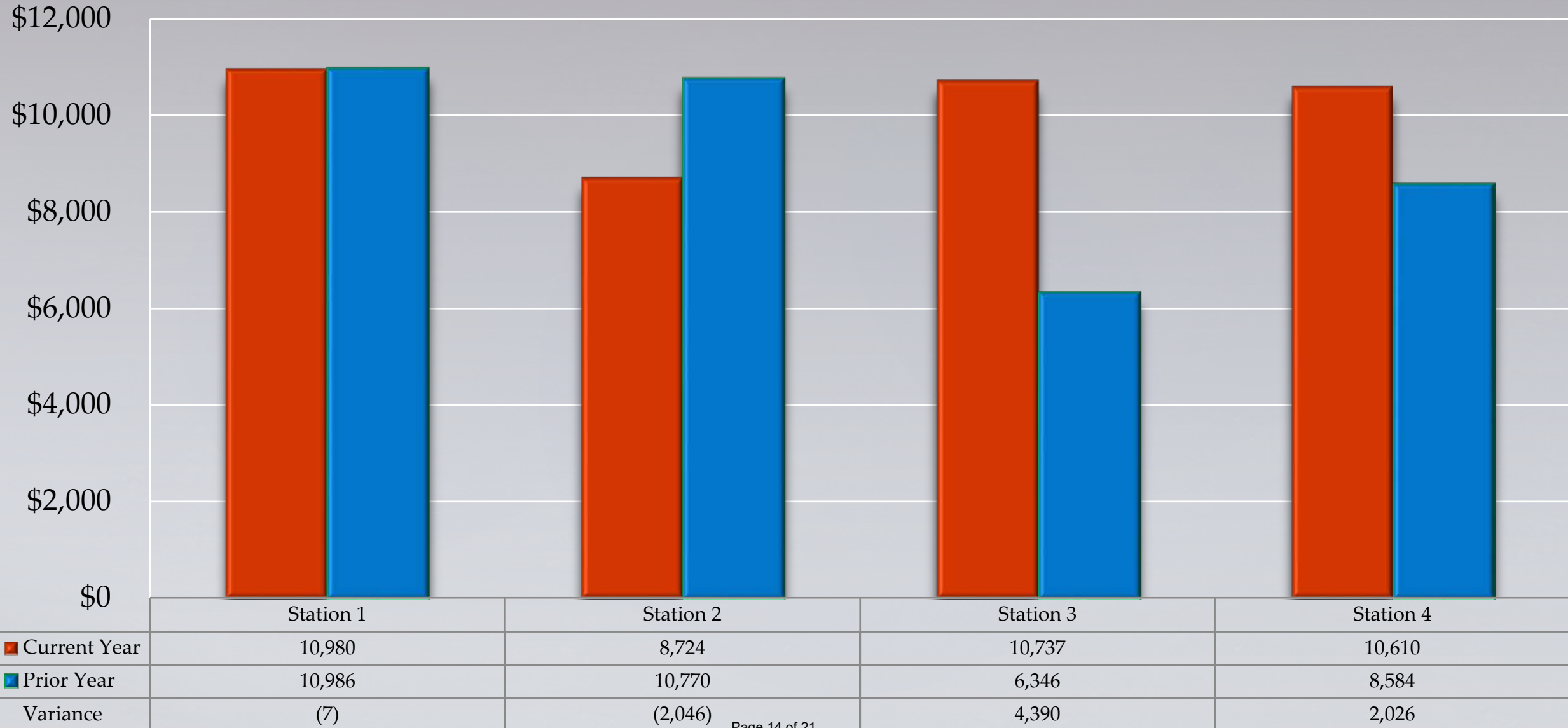


	Total Revenue	Total Expense	Tax Levy	Non-Tax Levy	Personnel Expenses	Buildings & Land	Vehicles & Equipment	Comm & IT	Travel & Training	Managerial	Grant Expense	Bond Interest
Actual	\$200,363	\$299,485	\$10,415	\$189,948	\$235,984	\$15,566	\$19,911	\$12,369	\$3,080	\$12,575	\$0.00	\$0
Budget	\$165,401	\$291,794	\$24,226	\$141,175	\$227,419	\$15,801	\$20,576	\$9,054	\$6,975	\$11,136	\$833.00	\$0
Variance	34,962	7,691	(13,811)	48,773	8,565	(235)	(665)	3,315	(3,895)	1,439	(833)	-


Fiscal Year to Date Budget to Actual



Fiscal Year To Date Station Expenses



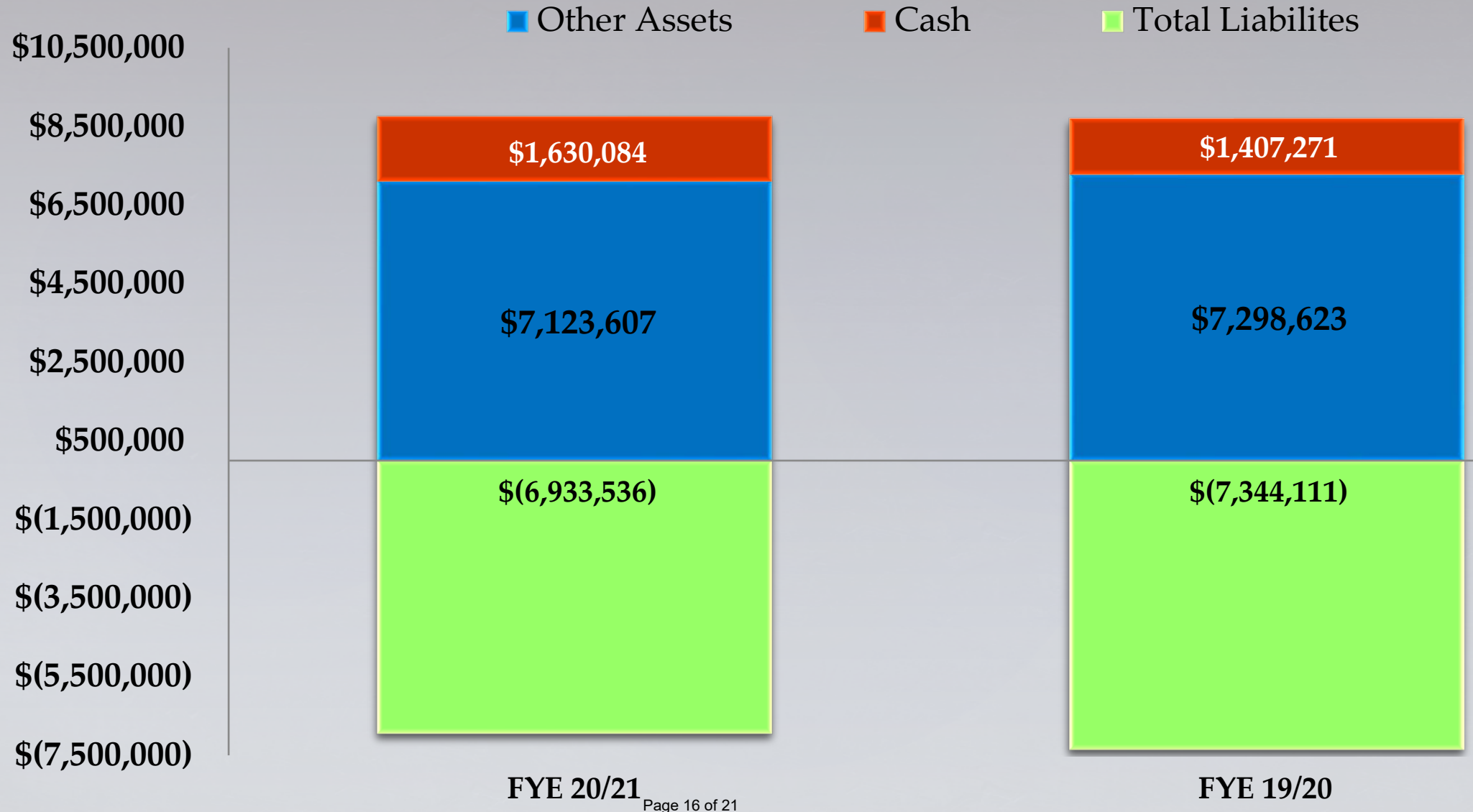
Percentage of Expenses Year to Date



Fire District Averages

Personnel	81%
Operations	11%
Communications	2%
Administrative	6%

Cash Position



Tubac Fire District
Monthly Disbursement Report
September 2020

Type	Date	Num	Name	Memo	Amount	Balance
1072 - Bill.com Money Out Clearing						
Bill Pmt -Check	09/03/2020	Bill.com	Modular Solutions	https://app.bill.com/BillPay?id=blp01WOEDHSPY...	-800.00	-800.00
Bill Pmt -Check	09/03/2020	Bill.com	Target Solutions*	https://app.bill.com/BillPay?id=blp01LQQKICIXM5h...	-4,291.20	-5,091.20
Bill Pmt -Check	09/03/2020	Bill.com	Target Solutions*	https://app.bill.com/BillPay?id=blp01NGXUXKVKAS...	-247.20	-5,338.40
Bill Pmt -Check	09/03/2020	Bill.com	James Vincent Group	https://app.bill.com/BillPay?id=blp01BHMDIEJZR5h...	-2,700.00	-8,038.40
Bill Pmt -Check	09/03/2020	Bill.com	Ferno-Washington, Inc.	https://app.bill.com/BillPay?id=blp01UJMARDZJK5h...	-294.31	-8,332.71
Bill Pmt -Check	09/03/2020	Bill.com	Johnson Control Security Soluti...	https://app.bill.com/BillPay?id=blp01JFPKEBIRQ5h...	-923.69	-9,256.40
Bill Pmt -Check	09/03/2020	Bill.com	Johnson Control Security Soluti...	https://app.bill.com/BillPay?id=blp01PEPXIDPB5h...	-759.49	-10,015.89
Bill Pmt -Check	09/03/2020	Bill.com	Target Solutions*	https://app.bill.com/BillPay?id=blp01JVGMXBPA5...	-3,708.00	-13,723.89
Bill Pmt -Check	09/03/2020	Bill.com	Human Resource Strategies	https://app.bill.com/BillPay?id=blp01BGBBYEOUR5...	-1,000.00	-14,723.89
Bill Pmt -Check	09/03/2020	Bill.com	Johnson Control Security Soluti...	https://app.bill.com/BillPay?id=blp01VZHUAWKEP5...	-923.69	-15,647.58
Bill Pmt -Check	09/03/2020	Bill.com	BeachFleischman PC	https://app.bill.com/BillPay?id=blp01INXBMTKJO5h...	-2,000.00	-17,647.58
General Journal	09/03/2020	2021-026		Bill.com 09/03/20 Payables Funding	17,647.58	0.00
Bill Pmt -Check	09/04/2020	Bill.com	Arizona Propane	https://app.bill.com/BillPay?id=blp01ZLOZXOEIZ5h...	-587.19	-587.19
Bill Pmt -Check	09/04/2020	Bill.com	Brady Industries	https://app.bill.com/BillPay?id=blp01YRDXCFPH5...	-164.13	-751.32
Bill Pmt -Check	09/04/2020	Bill.com	Waste Management of Tucson	https://app.bill.com/BillPay?id=blp01JCBQIPGCT5h...	-198.87	-950.19
Bill Pmt -Check	09/04/2020	Bill.com	Voyager*	https://app.bill.com/BillPay?id=blp01HDBYIGRVW5...	-1,343.29	-2,293.48
Bill Pmt -Check	09/04/2020	Bill.com	Waste Management of Tucson	https://app.bill.com/BillPay?id=blp01OGKTBNZDX5...	-188.95	-2,482.43
Bill Pmt -Check	09/04/2020	Bill.com	Unisource Energy Services (El...	https://app.bill.com/BillPay?id=blp01FNGYNBRFL5...	-1,172.67	-3,655.10
General Journal	09/04/2020	2021-023		Bill.com 09/04/20 Payables Funding	3,655.10	0.00
Bill Pmt -Check	09/14/2020	Bill.com	Prudential Overall Supply	https://app.bill.com/BillPay?id=blp01DQIQVFDL5i...	-26.69	-26.69
Bill Pmt -Check	09/14/2020	Bill.com	Santa Cruz County Landfill	https://app.bill.com/BillPay?id=blp01WLHLIWB5in...	-14.85	-41.54
Bill Pmt -Check	09/14/2020	Bill.com	Cactus Heating & Cooling	https://app.bill.com/BillPay?id=blp01WBVDDCTFW...	-381.00	-422.54
Bill Pmt -Check	09/14/2020	Bill.com	Prudential Overall Supply	https://app.bill.com/BillPay?id=blp01SECAYWYIB5i...	-35.08	-457.62
Bill Pmt -Check	09/14/2020	Bill.com	Terminix	https://app.bill.com/BillPay?id=blp01NJKOMHXZ5...	-135.00	-592.62
Bill Pmt -Check	09/14/2020	Bill.com	Central Alarm	https://app.bill.com/BillPay?id=blp01LJQQTKA5innlf	-60.00	-652.62
Bill Pmt -Check	09/14/2020	Bill.com	Verizon	https://app.bill.com/BillPay?id=blp01XMCFOGRQP5...	-213.49	-866.11
Bill Pmt -Check	09/14/2020	Bill.com	Prudential Overall Supply	https://app.bill.com/BillPay?id=blp01WFCZQWZCE...	-26.69	-892.80
Bill Pmt -Check	09/14/2020	Bill.com	Enderspect Medical Solutions	https://app.bill.com/BillPay?id=blp01WXUQBQOBX...	-1,098.51	-1,991.31
Bill Pmt -Check	09/14/2020	Bill.com	Prudential Overall Supply	https://app.bill.com/BillPay?id=blp01NBERBWGMC...	-32.90	-2,024.21
Bill Pmt -Check	09/14/2020	Bill.com	James Vincent Group	https://app.bill.com/BillPay?id=blp01TUYYGQOTS5i...	-585.84	-2,610.05
Bill Pmt -Check	09/14/2020	Bill.com	Pitney Bowes Inc.	https://app.bill.com/BillPay?id=blp01EVUIZAEBO5in...	-78.26	-2,688.31
Bill Pmt -Check	09/14/2020	Bill.com	Terminix	https://app.bill.com/BillPay?id=blp01LCXEXGZYJ5i...	-141.00	-2,829.31
Bill Pmt -Check	09/14/2020	Bill.com	Prudential Overall Supply	https://app.bill.com/BillPay?id=blp01KGQGYSDZY5...	-32.90	-2,862.21
Bill Pmt -Check	09/14/2020	Bill.com	Prudential Overall Supply	https://app.bill.com/BillPay?id=blp01ZJDBLDKOA5i...	-32.90	-2,895.11
Bill Pmt -Check	09/14/2020	Bill.com	Canyon Disposal, Inc.	https://app.bill.com/BillPay?id=blp01HLWXLIESJ5in...	-227.70	-3,122.81
Bill Pmt -Check	09/14/2020	Bill.com	Fry Fire District*	https://app.bill.com/BillPay?id=blp01XAHCWBGFP5...	-171.45	-3,294.26
Bill Pmt -Check	09/14/2020	Bill.com	Prudential Overall Supply	https://app.bill.com/BillPay?id=blp01QMODQMUF5i...	-32.90	-3,327.16
Bill Pmt -Check	09/14/2020	Bill.com	Purchase Power	https://app.bill.com/BillPay?id=blp01OPVNXLWOR...	-72.71	-3,399.87
Bill Pmt -Check	09/14/2020	Bill.com	Prudential Overall Supply	https://app.bill.com/BillPay?id=blp01NEUBIRPNW5i...	-35.08	-3,434.95
General Journal	09/14/2020	2021-031		Bill.com 09/14/20 Payables Funding	3,434.95	0.00
Bill Pmt -Check	09/17/2020	Bill.com	mySidewalk, Inc.	https://app.bill.com/BillPay?id=blp01WZZKLBBE5j...	-8,400.00	-8,400.00
Bill Pmt -Check	09/17/2020	Bill.com	Nextrio, LLC	https://app.bill.com/BillPay?id=blp01OMFMHAXFY5j...	-3,218.55	-11,618.55
Bill Pmt -Check	09/17/2020	Bill.com	V191 & Associates	https://app.bill.com/BillPay?id=blp01HTJIDXTGA5jc...	-250.00	-11,868.55
General Journal	09/17/2020	2021-030		Bill.com 09/17/20 Payables Funding	11,868.55	0.00
Bill Pmt -Check	09/18/2020	Bill.com	Quill Corporation	https://app.bill.com/BillPay?id=blp01XWVZGHPQ5j...	-125.03	-125.03
Bill Pmt -Check	09/18/2020	Bill.com	Direct TV - 0393	https://app.bill.com/BillPay?id=blp01ANHANWLFG5...	-148.98	-274.01
Bill Pmt -Check	09/18/2020	Bill.com	EPCOR	https://app.bill.com/BillPay?id=blp01YNSHSWZSE5...	-51.03	-325.04
Bill Pmt -Check	09/18/2020	Bill.com	Praxair	https://app.bill.com/BillPay?id=blp01AZKQYHLTB5j...	-160.33	-485.37
Bill Pmt -Check	09/18/2020	Bill.com	Direct TV - 2827	https://app.bill.com/BillPay?id=blp01MQPPQHWDC...	-155.98	-641.35
Bill Pmt -Check	09/18/2020	Bill.com	Liberty Utilities #8134207196-3...	https://app.bill.com/BillPay?id=blp01HHYXTRGYS5j...	-173.13	-814.48
Bill Pmt -Check	09/18/2020	Bill.com	Unisource Energy Services (El...	https://app.bill.com/BillPay?id=blp01EYEYZISYF5jn...	-963.21	-1,777.69
Bill Pmt -Check	09/18/2020	Bill.com	Valley Imaging Solutions Inc.	https://app.bill.com/BillPay?id=blp01FPXFQMCCLZ5j...	-76.08	-1,853.77
Bill Pmt -Check	09/18/2020	Bill.com	Prudential Overall Supply	https://app.bill.com/BillPay?id=blp01RNOEOVFEB5j...	-32.90	-1,886.67
Bill Pmt -Check	09/18/2020	Bill.com	Prudential Overall Supply	https://app.bill.com/BillPay?id=blp01NTQTHLJVN5j...	-26.69	-1,913.36
Bill Pmt -Check	09/18/2020	Bill.com	Guardian EMS Products	https://app.bill.com/BillPay?id=blp01OIWZKZRAH5j...	-775.36	-2,688.72

Tubac Fire District
Monthly Disbursement Report
September 2020

Type	Date	Num	Name	Memo	Amount	Balance
Bill Pmt -Check	09/18/2020	Bill.com	Praxair	https://app.bill.com/BillPay?id=blp01HOZNLAWOV5...	-592.32	-3,281.04
Bill Pmt -Check	09/18/2020	Bill.com	Image Trend, Inc	https://app.bill.com/BillPay?id=blp01JFVEJVVZT5j...	-250.00	-3,531.04
Bill Pmt -Check	09/18/2020	Bill.com	Liberty Utilities #8134207237-3...	https://app.bill.com/BillPay?id=blp01VZRXYFGBI5jn...	-572.23	-4,103.27
Bill Pmt -Check	09/18/2020	Bill.com	Teleflex LLC	https://app.bill.com/BillPay?id=blp01FLFZVDURC5j...	-1,827.70	-5,930.97
Bill Pmt -Check	09/18/2020	Bill.com	California Tire	https://app.bill.com/BillPay?id=blp01UYRKMZVZK5j...	-2,110.73	-8,041.70
Bill Pmt -Check	09/18/2020	Bill.com	Guardian EMS Products	https://app.bill.com/BillPay?id=blp01PYEBAWNVM...	-27.04	-8,068.74
Bill Pmt -Check	09/18/2020	Bill.com	United Fire Equipment Co.	https://app.bill.com/BillPay?id=blp01YFLVPIHON5jn...	-92.18	-8,160.92
Bill Pmt -Check	09/18/2020	Bill.com	Nogales Tactical LLC*	https://app.bill.com/BillPay?id=blp01CNAUYXOTT5j...	-97.72	-8,258.64
Bill Pmt -Check	09/18/2020	Bill.com	Empire Southwest*	https://app.bill.com/BillPay?id=blp01YSMWNWXMH...	-621.96	-8,880.60
Bill Pmt -Check	09/18/2020	Bill.com	Terminix	https://app.bill.com/BillPay?id=blp01IDWMHIRAK5j...	-115.00	-8,995.60
Bill Pmt -Check	09/18/2020	Bill.com	Praxair	https://app.bill.com/BillPay?id=blp01PODTUDZEA5j...	-430.92	-9,426.52
Bill Pmt -Check	09/18/2020	Bill.com	Simply Bits, LLC	https://app.bill.com/BillPay?id=blp01VLJWVKZKH5j...	-401.89	-9,828.41
Bill Pmt -Check	09/18/2020	Bill.com	Prudential Overall Supply	https://app.bill.com/BillPay?id=blp01XOBTMAPK5j...	-32.90	-9,861.31
Bill Pmt -Check	09/18/2020	Bill.com	Nogales Tactical LLC*	https://app.bill.com/BillPay?id=blp01HXCUNAXIW5j...	-434.40	-10,295.71
Bill Pmt -Check	09/18/2020	Bill.com	Guardian EMS Products	https://app.bill.com/BillPay?id=blp01SKOUKBMPS5...	-52.50	-10,348.21
Bill Pmt -Check	09/18/2020	Bill.com	C & D Garage Doors	https://app.bill.com/BillPay?id=blp01ZUEGDIGIM5jn...	-135.00	-10,483.21
Bill Pmt -Check	09/18/2020	Bill.com	Brady Industries	https://app.bill.com/BillPay?id=blp01XUMQPRKLD5j...	-47.72	-10,530.93
Bill Pmt -Check	09/18/2020	Bill.com	Guardian EMS Products	https://app.bill.com/BillPay?id=blp01CPIUNFUJR5jn...	-393.90	-10,924.83
Bill Pmt -Check	09/18/2020	Bill.com	Direct TV - 9885	https://app.bill.com/BillPay?id=blp01FJBHEUHYQ5j...	-148.98	-11,073.81
Bill Pmt -Check	09/18/2020	Bill.com	Verizon	https://app.bill.com/BillPay?id=blp01NSCLGZSCU5j...	-613.93	-11,687.74
Bill Pmt -Check	09/18/2020	Bill.com	Nogales Tactical LLC*	https://app.bill.com/BillPay?id=blp01BVKNSHEBN5j...	-117.29	-11,805.03
Bill Pmt -Check	09/18/2020	Bill.com	Empire Southwest*	https://app.bill.com/BillPay?id=blp01ILFLNIRPZ5jn2...	-621.96	-12,426.99
Bill Pmt -Check	09/18/2020	Bill.com	Prudential Overall Supply	https://app.bill.com/BillPay?id=blp01TPBTTVEXB5j...	-35.08	-12,462.07
Bill Pmt -Check	09/18/2020	Bill.com	W.W. Williams	https://app.bill.com/BillPay?id=blp01UYDWJZABZ5j...	-1,347.68	-13,809.75
Bill Pmt -Check	09/18/2020	Bill.com	Valley Imaging Solutions Inc.	https://app.bill.com/BillPay?id=blp01ANZHWBAGM...	-14.99	-13,824.74
General Journal	09/18/2020	2021-038		Bill.com 09/18/20 Payables Funding	13,824.74	0.00
Bill Pmt -Check	09/23/2020	Bill.com	Benchmark Insurance Co.	https://app.bill.com/BillPay?id=blp01NINAKCLMF5h...	-18,068.00	-18,068.00
General Journal	09/23/2020	2021-037		Bill.com 09/23/20 Payables Funding	18,068.00	0.00
Bill Pmt -Check	09/25/2020	Bill.com	Bank of America	https://app.bill.com/BillPay?id=blp01WJYZZOKVP5...	-6,218.20	-6,218.20
Bill Pmt -Check	09/25/2020	Bill.com	BCBS of Arizona	https://app.bill.com/BillPay?id=blp01ABTYITIXUP5k...	-20,882.43	-27,100.63
Bill Pmt -Check	09/25/2020	Bill.com	MetLife	https://app.bill.com/BillPay?id=blp01CTZSGMFNK5...	-2,912.93	-30,013.56
Bill Pmt -Check	09/25/2020	Bill.com	Purchase Power	https://app.bill.com/BillPay?id=blp01HLIBXDNYU5k...	-29.99	-30,043.55
Bill Pmt -Check	09/25/2020	Bill.com	Valley Imaging Solutions Inc.	https://app.bill.com/BillPay?id=blp01IHGQCOWIM5...	-271.52	-30,315.07
Bill Pmt -Check	09/25/2020	Bill.com	Vision Service Plan	https://app.bill.com/BillPay?id=blp01RZKNKYRZHS5...	-7.60	-30,322.67
Bill Pmt -Check	09/25/2020	Bill.com	Vision Service Plan	https://app.bill.com/BillPay?id=blp01VSVOBFIQV5k...	-350.46	-30,673.13
Bill Pmt -Check	09/25/2020	Bill.com	Coppersmith Brockelman PLC	https://app.bill.com/BillPay?id=blp01CLBYIXUVY5k...	-3,637.50	-34,310.63
Bill Pmt -Check	09/25/2020	Bill.com	Legal Shield	https://app.bill.com/BillPay?id=blp01UPAGDAKBW...	-51.80	-34,362.43
Bill Pmt -Check	09/25/2020	Bill.com	Fry Fire District*	https://app.bill.com/BillPay?id=blp01CSRZAMSGF5...	-1,657.13	-36,019.56
General Journal	09/25/2020	2021-040		Bill.com 09/25/20 Payables Funding	36,019.56	0.00
Bill Pmt -Check	09/28/2020	Bill.com	V191 & Associates	https://app.bill.com/BillPay?id=blp01IENHJRJLO5kr...	-250.00	-250.00
Bill Pmt -Check	09/28/2020	Bill.com	Simply Bits, LLC	https://app.bill.com/BillPay?id=blp01MRYRXPZGZC5...	-776.52	-1,026.52
Bill Pmt -Check	09/28/2020	Bill.com	Simply Bits, LLC	https://app.bill.com/BillPay?id=blp01WUKWAUGUF...	-695.07	-1,721.59
Bill Pmt -Check	09/28/2020	Bill.com	Unisource Energy Services (G...	https://app.bill.com/BillPay?id=blp01FJVHJDTXP5kr...	-21.40	-1,742.99
Bill Pmt -Check	09/28/2020	Bill.com	Charles W. Mills	https://app.bill.com/BillPay?id=blp01DDTWVYKNL5...	-33.50	-1,776.49
Bill Pmt -Check	09/28/2020	Bill.com	C & D Garage Doors	https://app.bill.com/BillPay?id=blp01HRCAFIXOX5...	-230.00	-2,006.49
Bill Pmt -Check	09/28/2020	Bill.com	Simply Bits, LLC	https://app.bill.com/BillPay?id=blp01GIALVFFVAK5kr...	-949.83	-2,956.32
Bill Pmt -Check	09/28/2020	Bill.com	Century Link 326B	https://app.bill.com/BillPay?id=blp01CNCQFCIPV5k...	-161.86	-3,118.18
Bill Pmt -Check	09/28/2020	Bill.com	Unisource Energy Services (Ei...	https://app.bill.com/BillPay?id=blp01FIOOLHENQ5k...	-605.43	-3,723.61
Bill Pmt -Check	09/28/2020	Bill.com	Simply Bits, LLC	https://app.bill.com/BillPay?id=blp01KGCXRCHR5...	-643.23	-4,366.84
Bill Pmt -Check	09/28/2020	Bill.com	Century Link 011B	https://app.bill.com/BillPay?id=blp01CBNPYZAYJ5k...	-62.08	-4,428.92
Bill Pmt -Check	09/28/2020	Bill.com	Unisource Energy Services (G...	https://app.bill.com/BillPay?id=blp01CNBGTZJH5kr...	-21.40	-4,450.32
General Journal	09/28/2020	2021-041		Bill.com 09/28/20 Payables Funding	4,450.32	0.00
Bill Pmt -Check	09/30/2020		Liberty Utilities #8134207196-3...	QuickBooks generated zero amount transaction for ...	0.00	0.00
Bill Pmt -Check	09/30/2020		Liberty Utilities #8134207237-3...	QuickBooks generated zero amount transaction for ...	0.00	0.00
Total 1072 - Bill.com Money Out Clearing					0.00	0.00

Tubac Fire District
Monthly Disbursement Report
 September 2020

Type	Date	Num	Name	Memo	Amount	Balance
1127 · Cash with County Treasurer						
Deposit	09/08/2020	47434		Property tax revenue - August 2020 - T061-2063	-8,294.32	-8,294.32
General Journal	09/30/2020	2021-027		To Record property tax revenue for September 2020	8,567.35	273.03
Total 1127 · Cash with County Treasurer					273.03	273.03
1129 · Operational						
Deposit	09/01/2020			Deposit	2,610.85	2,610.85
Deposit	09/02/2020			Deposit	1,515.99	4,126.84
Deposit	09/02/2020			Deposit	1,325.44	5,452.28
General Journal	09/03/2020	2021-026		Bill.com 09/03/20 Payables Funding	-17,647.58	-12,195.30
General Journal	09/04/2020	2021-023		Bill.com 09/04/20 Payables Funding	-3,655.10	-15,850.40
Deposit	09/08/2020			Deposit	477.90	-15,372.50
Deposit	09/08/2020			Deposit	10,156.87	-5,215.63
Deposit	09/08/2020			Deposit	13,814.99	8,599.36
Check	09/09/2020	25679	Green Valley F.F.A.	Pay period ending Sept. 6, 2020	-468.00	8,131.36
Check	09/09/2020	25680	Security Benefit	Payer ID#613624000 pay period ending 9/6/2020	-375.00	7,756.36
Check	09/09/2020	25681	Nationwide Retirement Solutions	Entity No. 0345 pay period ending 9/6/2020	-1,103.30	6,653.06
Check	09/09/2020	25682	Nationwide Retirement Solutions	Plan 401A Pay period ending Sept. 6, 2020	-1,141.04	5,512.02
Deposit	09/09/2020			Deposit	300.00	5,812.02
Deposit	09/09/2020			Deposit	58.82	5,870.84
Deposit	09/09/2020			Deposit	488.98	6,359.82
Deposit	09/10/2020			Deposit	2,428.48	8,788.30
Deposit	09/10/2020			Deposit	959.04	9,747.34
Deposit	09/10/2020			Deposit	441.71	10,189.05
Deposit	09/10/2020			Interest	7.14	10,196.19
Check	09/11/2020	ACH	PUBLIC SAFETY PERSONAL ...	Pay period ending September 6, 2020	-22,423.00	-12,226.81
General Journal	09/11/2020	2021-029			-66,534.53	-78,761.34
General Journal	09/11/2020	2021-029			-882.46	-79,643.80
General Journal	09/11/2020	2021-029			-17,061.13	-96,704.93
General Journal	09/11/2020	2021-029			-263.72	-96,968.65
General Journal	09/11/2020	2021-029			-490.00	-97,458.65
Deposit	09/14/2020			Deposit	683.70	-96,774.95
Deposit	09/14/2020			Deposit	914.13	-95,860.82
Deposit	09/14/2020			Deposit	250.00	-95,610.82
General Journal	09/14/2020	2021-031		Bill.com 09/14/20 Payables Funding	-3,434.95	-99,045.77
Deposit	09/15/2020			Deposit	1,718.73	-97,327.04
Deposit	09/15/2020			Deposit	1,347.85	-95,979.19
Check	09/15/2020		FDGL		-45.33	-96,024.52
Check	09/15/2020			Service Charge	-713.20	-96,737.72
Deposit	09/16/2020			Deposit	250.00	-96,487.72
Deposit	09/16/2020			Deposit	1,368.09	-95,119.63
Deposit	09/16/2020			Deposit	3,562.75	-91,556.88
General Journal	09/17/2020	2021-030		Bill.com 09/17/20 Payables Funding	-11,868.55	-103,425.43
Deposit	09/17/2020			Deposit	595.98	-102,829.45
Deposit	09/17/2020			Deposit	1,434.72	-101,394.73
Deposit	09/18/2020			Deposit	1,362.77	-100,031.96
Deposit	09/18/2020			Deposit	540.36	-99,491.60
General Journal	09/18/2020	2021-038		Bill.com 09/18/20 Payables Funding	-13,824.74	-113,316.34
Deposit	09/21/2020			Deposit	919.54	-112,396.80
Deposit	09/21/2020			Deposit	1,512.50	-110,884.30
Check	09/21/2020	ACH	Enterprise FM Trust	Auto deduct	-2,276.37	-113,160.67
Deposit	09/22/2020			Deposit	1,581.60	-111,579.07
Deposit	09/22/2020			Deposit	509.81	-111,069.26
Deposit	09/22/2020			Deposit	46,344.76	-64,724.50
Check	09/23/2020	25683	Green Valley F.F.A.	Pay period ending Sept. 20, 2020	-468.00	-65,192.50
Check	09/23/2020	25684	Nationwide Retirement Solutions	Plan 401A -pay period ending 9/20/2020	-1,067.17	-66,259.67

Tubac Fire District
Monthly Disbursement Report
September 2020












Type	Date	Num	Name	Memo	Amount	Balance
Check	09/23/2020	25685	Nationwide Retirement Solutions	Entity #0345 - Pay period ending 9/20/2020	-1,103.30	-67,362.97
Check	09/23/2020	25686	Security Benefit	Payer ID# 613624000-Pay period ending 9/20/2020	-375.00	-67,737.97
Check	09/23/2020	ACH	Aflac	Acct. #M2V55 / Invoice #596752 / September 2020	-246.00	-67,983.97
General Journal	09/23/2020	2021-037		Bill.com 09/23/20 Payables Funding	-18,068.00	-86,051.97
Deposit	09/23/2020			Deposit	30.00	-86,021.97
Deposit	09/23/2020			Deposit	135.09	-85,886.88
Deposit	09/24/2020			Deposit	497.44	-85,389.44
Check	09/25/2020	ACH	PUBLIC SAFETY PERSONAL ...	Pay period ending 9/20/2020	-24,286.05	-109,675.49
Deposit	09/25/2020			Deposit	30.00	-109,645.49
Deposit	09/25/2020			Deposit	1,257.43	-108,388.06
Deposit	09/25/2020			Deposit	495.45	-107,892.61
General Journal	09/25/2020	2021-039			-66,877.08	-174,769.69
General Journal	09/25/2020	2021-039			-882.46	-175,652.15
General Journal	09/25/2020	2021-039			-14,334.70	-189,986.85
General Journal	09/25/2020	2021-039			-252.12	-190,238.97
General Journal	09/25/2020	2021-039			-490.00	-190,728.97
General Journal	09/25/2020	2021-040		Bill.com 09/25/20 Payables Funding	-36,019.56	-226,748.53
Deposit	09/28/2020			Deposit	4,211.17	-222,537.36
General Journal	09/28/2020	2021-041		Bill.com 09/28/20 Payables Funding	-4,450.32	-226,987.68
Deposit	09/28/2020			Deposit	25.00	-226,962.68
Deposit	09/29/2020			Deposit	10,151.81	-216,810.87
Deposit	09/29/2020			Deposit	1,118.86	-215,692.01
Deposit	09/30/2020			Deposit	51,294.46	-164,397.55
Total 1129 · Operational					-164,397.55	-164,397.55
1130 · Savings Acct.						
Deposit	09/30/2020			Interest	29.86	29.86
Total 1130 · Savings Acct.					29.86	29.86
TOTAL					-164,094.66	-164,094.66

Tubac Fire District

Twelve-Month Cash Flow

Fiscal
Year Jul-20
Begins:

Tubac Fire District

	Beginning	Jul-20	Aug-20	Sep-20	Oct-20	Nov-20	Dec-20	Jan-21	Feb-21	Mar-21	Apr-21	May-21	Jun-21	Monthly Average	Overview
Cash Summary															
Cash on Hand (beginning of month)	1,903,291	1,903,291	1,691,189	1,551,593	1,387,498	1,539,298	1,651,247	2,290,301	2,203,534	2,123,747	2,039,171	2,291,336	2,384,415	1,921,385	
Cash Available (on hand + receipts, before cash out)	1,903,291	2,181,960	1,830,050	1,728,920	1,819,575	1,902,647	2,631,381	2,484,360	2,376,292	2,291,822	2,614,138	2,679,074	2,670,881	2,267,592	
Cash Position (end of month)	1,903,291	1,691,189	1,551,593	1,387,498	1,539,298	1,651,247	2,290,301	2,203,534	2,123,747	2,039,171	2,291,336	2,384,415	1,924,564	1,923,158	
Line of Credit Availabl	1,000,000	1,000,000	1,000,000	1,000,000	1,000,000	1,000,000	1,000,000	1,000,000	1,000,000	1,000,000	1,000,000	1,000,000	1,000,000		
Cash Receipts															
Tax Levy Revenue		15,104	10,071	8,567	358,402	289,674	906,459	120,384	99,083	94,400	433,792	246,563	145,291	227,316	
Other Cash Inflows		263,566	128,790	168,760	73,675	73,675	73,675	73,675	73,675	73,675	141,175	141,175	141,175	118,891	
Line of Credit		0	0	0	0	0	0	0	0	0	0	0	0	0	
Total Cash Receipts		278,669	138,861	177,327	432,077	363,349	980,134	194,059	172,758	168,075	574,967	387,738	286,466	346,207	
Cash Paid Out															
Disbursements		490,771	278,457	341,422	280,277	251,400	341,080	280,826	252,545	252,651	322,802	294,659	394,172	315,089	
Capital Outlay		0	0	0	0	0	0	0	0	0	0	0	352,145	29,345	
Repayment of LOC		0	0	0	0	0	0	0	0	0	0	0	0	0	
Total Cash Paid Out		490,771	278,457	341,422	280,277	251,400	341,080	280,826	252,545	252,651	322,802	294,659	746,317	344,434	
		(Actual)	(Actual)	(Actual)	(Budget)	(Budget)	(Budget)	(Budget)	(Budget)	(Budget)	(Budget)	(Budget)	(Budget)		