

Tubac Fire District

2227 E I-19 Frontage Rd
Tubac, AZ 85646
520.398.2255



Monthly Financial Report – November 2021

Attached are the following for your information and review:

1. Balance Sheet as of November 30, 2021.
2. Summary of Reconciled Cash Balances as of November 30, 2021.
3. Income Statement of Revenues and Expenditures for November 2021 including budget to actual and year-to-date balances.
4. Income vs. Expenses Graph for November 2021.
5. Fixed Asset Additions and Disposals for FY 21/22.
6. Liabilities & Securities for FY 21/22.
7. Fleet Repairs & Maintenance Expenses.
8. Station Utilities, Supplies, and Repairs & Maintenance Expenses.
9. Board Presentation.
10. Monthly Disbursement Report.
11. 12-Month Cash Flow.

Key points:

- Total Revenue for November is \$347,824 which is \$347,443 under budget
- Santa Cruz County Revenue for November is \$313,084 which is \$340,766 under budget.
- Non-Levy Revenue is \$34,740 which is under budget by \$6,677
- Expenses for November totaled \$242,103 which is under budget by \$28,667
 - Driven by personnel which is \$22,587 under budget
- YTD Total Revenue is \$1,940,925 which is \$38,339 under budget
 - Wildland revenue is \$72,657 under budget
- YTD Expense is \$1,529,012 which is \$136,796 under budget
 - Personnel expense is \$97,800 under budget

Please contact the Finance Director for any questions or concerns regarding this report.

This report and the attached detail reports have been reviewed and approved by the Fire Board.

Board Clerk

Date

1:26 PM

12/09/21

Accrual Basis

**Tubac Fire District
Balance Sheet
As of November 30, 2021**

	Nov 30, 21	Oct 31, 21	\$ Change	Nov 30, 20	\$ Change
ASSETS					
Current Assets					
Checking/Savings					
1127 · Cash with County Treasurer	264,730.02	1,017,314.66	-752,584.64	760,934.14	-496,204.12
1129 · Operational	931,875.73	122,893.90	808,981.83	681,586.76	250,288.97
1130 · Savings Acct.	4,644,586.17	4,644,433.49	152.68	4,642,352.91	2,233.26
1131 · Bond Account	493,122.85	444,767.00	48,355.85	462,616.16	30,506.69
Total Checking/Savings	6,334,314.77	6,229,409.05	104,905.72	6,547,489.97	-213,175.20
Accounts Receivable					
1245 · Property Tax Receivable	264,795.56	264,795.56	0.00	229,673.56	35,122.00
1200 · Wildland Receivable	0.00	3,654.41	-3,654.41	133,092.71	-133,092.71
1205 · Other Receivables	18,827.75	18,927.75	-100.00	18,303.25	524.50
1250 · Ambulance Receivable	231,067.84	231,067.84	0.00	155,819.15	75,248.69
1251 · Allowance for Ambulance Receiv	-122,808.05	-122,808.05	0.00	-82,122.65	-40,685.40
Total Accounts Receivable	391,883.10	395,637.51	-3,754.41	454,766.02	-62,882.92
Other Current Assets					
1400 · Prepaid Expense	17,157.60	17,157.60	0.00	16,646.40	511.20
Total Other Current Assets	17,157.60	17,157.60	0.00	16,646.40	511.20
Total Current Assets	6,743,355.47	6,642,204.16	101,151.31	7,018,902.39	-275,546.92
Fixed Assets					
1750 · CIP	0.00	0.00	0.00	15,600.00	-15,600.00
1711 · Land - Non-depreciable	257,352.00	257,352.00	0.00	257,352.00	0.00
1745 · AD - Equipment	-1,463,958.27	-1,463,958.27	0.00	-1,344,957.58	-119,000.69
1735 · AD - Vehicles	-2,468,893.19	-2,468,893.19	0.00	-2,591,325.80	122,432.61
1725 · AD - Building	-2,113,903.71	-2,113,903.71	0.00	-1,961,004.22	-152,899.49
1730 · Vehicles	2,973,747.47	2,973,747.47	0.00	3,061,205.18	-87,457.71
1740 · Equipment	1,964,483.53	1,964,483.53	0.00	1,748,165.35	216,318.18
1720 · Buildings & Improvements	6,337,936.78	6,337,936.78	0.00	6,316,051.78	21,885.00
Total Fixed Assets	5,486,764.61	5,486,764.61	0.00	5,501,086.71	-14,322.10
Other Assets					
1960 · Risk Pool Capitalization	10,669.25	10,669.25	0.00	0.00	10,669.25
1958 · Net PSPRS OPEB Asset TR 3	502.00	502.00	0.00	502.00	0.00
1957 · Net Pension Asset PSPRS TR3	5,579.00	5,579.00	0.00	5,579.00	0.00
1918 · Deferred Outflow PSPRS OPEB TR3	118.00	118.00	0.00	118.00	0.00
1917 · Deferred Outflows PSPRS TR 3	28,415.00	28,415.00	0.00	28,415.00	0.00
1956 · Net OPEB Asset	122,452.00	122,452.00	0.00	122,452.00	0.00

1:26 PM

12/09/21

Accrual Basis

**Tubac Fire District
Balance Sheet
As of November 30, 2021**

	Nov 30, 21	Oct 31, 21	\$ Change	Nov 30, 20	\$ Change
1916 · Deferred outflow - PSPRS OPEB	3,005.00	3,005.00	0.00	3,005.00	0.00
1915 · Deferred outflows - PSPRS	1,347,886.00	1,347,886.00	0.00	1,347,886.00	0.00
Total Other Assets	1,518,626.25	1,518,626.25	0.00	1,507,957.00	10,669.25
TOTAL ASSETS	13,748,746.33	13,647,595.02	101,151.31	14,027,946.10	-279,199.77
LIABILITIES & EQUITY					
Liabilities					
Current Liabilities					
Accounts Payable					
2000 · Accounts Payable	10,123.96	14,395.54	-4,271.58	98,988.41	-88,864.45
Total Accounts Payable	10,123.96	14,395.54	-4,271.58	98,988.41	-88,864.45
Credit Cards					
2010 · Bank of America Credit Card	252.96	899.56	-646.60	1,334.28	-1,081.32
Total Credit Cards	252.96	899.56	-646.60	1,334.28	-1,081.32
Other Current Liabilities					
2316 · Deferred Inflows - PSPRS OPEB	92,091.00	92,091.00	0.00	92,091.00	0.00
2318 · Deferred Inflows PSPRS OPEB TR3	110.00	110.00	0.00	110.00	0.00
2317 · Deferred Inflows PSPRS TR3	1,387.00	1,387.00	0.00	1,387.00	0.00
2230 · Accrued Interest	2,628.78	2,628.78	0.00	2,628.78	0.00
2030 · Compensated Absences Payable	92,447.45	92,447.45	0.00	113,296.86	-20,849.41
2020 · Accrued Wages	107,632.68	107,632.68	0.00	110,929.42	-3,296.74
2315 · Deferred Inflows - PSPRS	571,371.00	571,371.00	0.00	571,371.00	0.00
2100 · Payroll Liabilities					
2102 · PSPRS Payable	8,036.16	3,949.68	4,086.48	3,744.52	4,291.64
2103 · Pension Payable	-4,622.71	-2,050.97	-2,571.74	1,628.30	-6,251.01
2127 · Union Dues Payable	-18.00	450.00	-468.00	468.00	-486.00
2128 · Health Insurance/Vision Ins.	-5,108.63	-1,840.31	-3,268.32	0.00	-5,108.63
2130 · Life Insurance	2,129.08	1,064.54	1,064.54	0.00	2,129.08
2132 · Dental Insurance	3,012.20	1,506.10	1,506.10	0.00	3,012.20
2137 · Garnishment	0.00	0.00	0.00	-236.26	236.26
2100 · Payroll Liabilities - Other	22,235.54	22,235.54	0.00	0.00	22,235.54
Total 2100 · Payroll Liabilities	25,663.64	25,314.58	349.06	5,604.56	20,059.08
Total Other Current Liabilities	893,331.55	892,982.49	349.06	897,418.62	-4,087.07
Total Current Liabilities	903,708.47	908,277.59	-4,569.12	997,741.31	-94,032.84

1:26 PM

12/09/21

Accrual Basis

**Tubac Fire District
Balance Sheet
As of November 30, 2021**

	Nov 30, 21	Oct 31, 21	\$ Change	Nov 30, 20	\$ Change
Long Term Liabilities					
2335 · F150 Leases Payable	42,004.68	42,004.68	0.00	64,947.12	-22,942.44
2330 · Ambulance Lease Payable	143,145.64	143,145.64	0.00	169,009.89	-25,864.25
2355 · Net Pension Liability - PSPRS	2,646,365.00	2,646,365.00	0.00	2,646,365.00	0.00
2320 · Bond Payable	3,075,821.11	3,075,821.11	0.00	3,475,645.64	-399,824.53
Total Long Term Liabilities	5,907,336.43	5,907,336.43	0.00	6,355,967.65	-448,631.22
Total Liabilities	6,811,044.90	6,815,614.02	-4,569.12	7,353,708.96	-542,664.06
Equity					
3001 · Unrestricted	4,287,596.61	4,287,596.61	0.00	172,677.48	4,114,919.13
3510 · Restricted	-79,899.00	-79,899.00	0.00	-79,899.00	0.00
3530 · Net Investment in Capital Asset	2,318,091.00	2,318,091.00	0.00	2,318,091.00	0.00
Net Income	411,912.82	306,192.39	105,720.43	4,263,367.66	-3,851,454.84
Total Equity	6,937,701.43	6,831,981.00	105,720.43	6,674,237.14	263,464.29
TOTAL LIABILITIES & EQUITY	13,748,746.33	13,647,595.02	101,151.31	14,027,946.10	-279,199.77

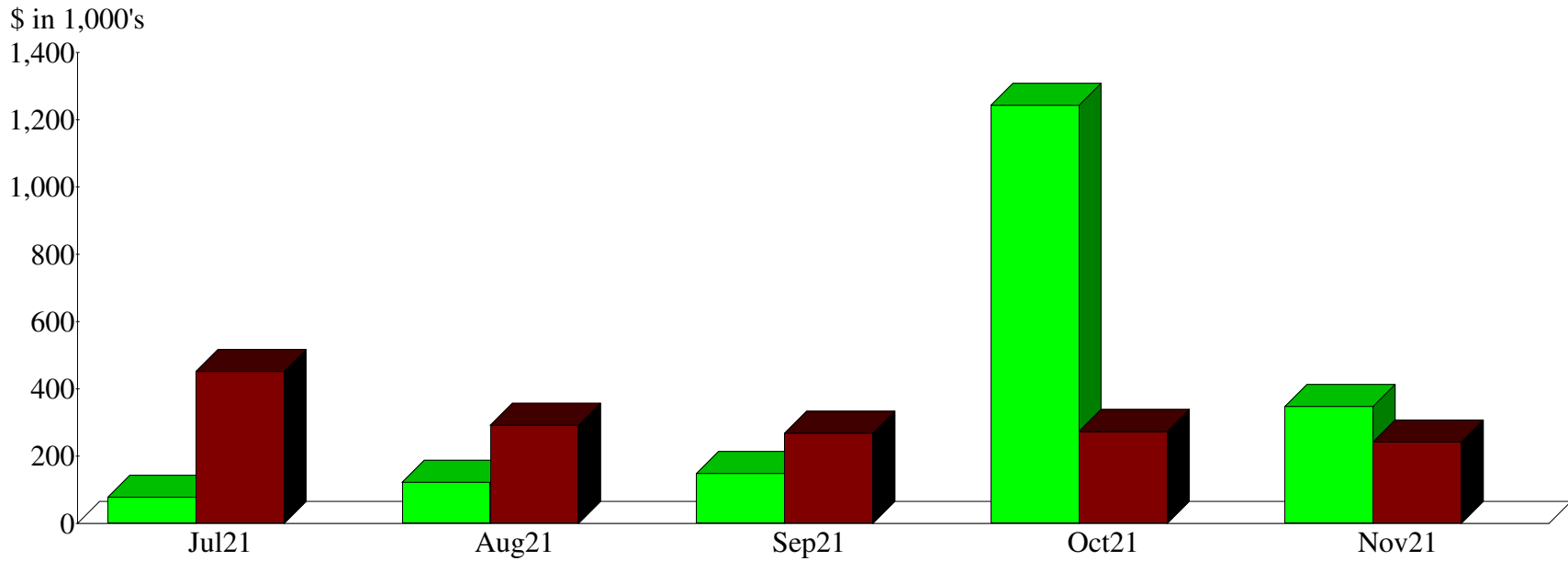
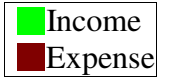
Tubac Fire District
Summary of Reconciled Cash Balances
 Period Ending 11/30/2021

	Bank of America Checking	Santa Cruz County General Fund	Bank of America Savings	Santa Cruz County Bond Account
	11/30/2021	11/30/2021	11/30/2021	11/30/2021
Beginning Balance	124,847.20	1,017,314.66	4,644,433.49	444,767.00
Cleared Transactions				
Checks and Payments	(246,230.35)	(1,017,314.80)	-	-
Deposits and Credits	1,055,553.02	264,730.16	152.68	48,355.85
Total Cleared Transactions	809,322.67	(752,584.64)	152.68	48,355.85
Cleared Balance	934,169.87	264,730.02	4,644,586.17	493,122.85
Uncleared Transactions				
Checks and Payments	(2,294.14)	-	-	-
Deposits and Credits	-	-	-	-
Total Uncleared Transactions	(2,294.14)	-	-	-
Register Balance as of 11/30/2021	931,875.73	264,730.02	4,644,586.17	493,122.85

Tubac Fire District
Profit & Loss Budget Performance
 November 2021

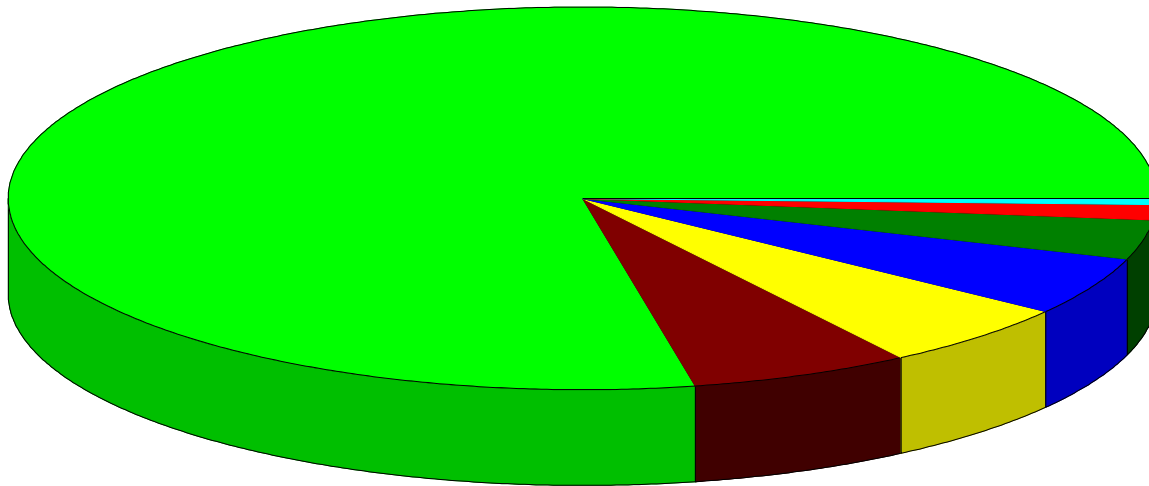
	Nov 21	Budget	\$ Over Budget	Jul - Nov 21	YTD Budget	\$ Over Budget	Annual Budget
Ordinary Income/Expense							
Income							
Tax Revenues	313,083.82	653,849.95	-340,766.13	1,601,188.45	1,569,178.17	32,010.28	3,376,747.25
Non Tax Levy Revenue	34,739.73	41,417.00	-6,677.27	339,736.24	410,086.00	-70,349.76	1,435,500.00
Total Income	347,823.55	695,266.95	-347,443.40	1,940,924.69	1,979,264.17	-38,339.48	4,812,247.25
Gross Profit	347,823.55	695,266.95	-347,443.40	1,940,924.69	1,979,264.17	-38,339.48	4,812,247.25
Expense							
Personnel Expenses	187,831.80	210,419.00	-22,587.20	1,196,847.30	1,294,647.00	-97,799.70	3,008,128.00
Buildings & Land	13,397.63	16,301.00	-2,903.37	77,668.20	81,505.00	-3,836.80	195,600.00
Vehicles & Equipment	19,924.61	20,618.00	-693.39	96,198.45	103,090.00	-6,891.55	247,400.00
Communications & I.T.	4,778.62	9,342.00	-4,563.38	51,431.26	72,460.00	-21,028.74	144,100.00
Travel & Training	1,065.71	2,167.00	-1,101.29	19,787.21	37,985.00	-18,197.79	65,300.00
Managerial Expenses	15,104.75	11,923.00	3,181.75	85,225.28	76,121.00	9,104.28	184,088.00
Grant Expenses	0.00	0.00	0.00	1,854.17	0.00	1,854.17	0.00
Total Expense	242,103.12	270,770.00	-28,666.88	1,529,011.87	1,665,808.00	-136,796.13	3,844,616.00
Net Ordinary Income	105,720.43	424,496.95	-318,776.52	411,912.82	313,456.17	98,456.65	967,631.25
Other Income/Expense							
Other Expense	0.00	0.00	0.00	0.00	0.00	0.00	72,589.38
Net Other Income	0.00	0.00	0.00	0.00	0.00	0.00	-72,589.38
Net Income	<u>105,720.43</u>	<u>424,496.95</u>	<u>-318,776.52</u>	<u>411,912.82</u>	<u>313,456.17</u>	<u>98,456.65</u>	<u>895,041.87</u>

Income and Expense by Month
July through November 2021



Expense Summary
July through November 2021

Personnel Expenses	78.28%
Vehicles & Equipment	6.29
Managerial Expenses	5.57
Buildings & Land	5.08
Communications & I.T.	3.36
Travel & Training	1.29
Grant Expenses	0.12
Total	\$1,529,011.87



By Account

TUBAC FIRE DISTRICT
Liabilities and Securities - FY21/22

LIABILITIES						
Description	TOTAL PRICE	CURRENT BALANCE	INTEREST RATE	FY21/22 PAYMENTS	NEXT PAYMENT	DATE OF PAYOFF
Bond	\$6,795,000.00	\$3,075,821.11	2.36%		7/1/2022	7/1/2028
Lease Payable	\$195,131.69	\$143,145.64	3.71%		2/1/2022	2/1/2026
Net Pension Liability - PSPRS		\$2,646,365.00				
F150 Lease Payable		\$42,004.68				
Totals		\$5,907,336.43		\$0.00		

SECURITIES				
Broker	CUSIP #	Description	Market Value	Maturity Date
		Totals	\$0.00	

☞ Net balance owed = **\$5,907,336.43**

1:32 PM

12/09/21

Accrual Basis

Tubac Fire District
Fleet Repairs & Maintenance
November 2021

Date	Source Name	Memo	Amount
Ambulance 1055			
11/02/2021	Merle's Automotive Supply	2.5 Gal Jug of DEF	9.44
11/10/2021	AutoZone	DEF	16.85
Total Ambulance 1055			26.29
Apparatus			
Ambulance 1033			
11/10/2021	AutoZone	Coolant	26.38
Total Ambulance 1033			26.38
Ambulance 1034			
11/10/2021	AutoZone	Coolant	26.37
Total Ambulance 1034			26.37
Ambulance 1053			
11/02/2021	Merle's Automotive Supply	2.5 Gal Jug of DEF	9.44
11/10/2021	AutoZone	DEF	16.85
11/24/2021	California Tire	4 Tires, Installation, Balance on unit 1034	1,694.48
Total Ambulance 1053			1,720.77
Ambulance 1054			
11/02/2021	Merle's Automotive Supply	2.5 Gal Jug of DEF	9.44
11/10/2021	AutoZone	DEF	16.85
Total Ambulance 1054			26.29
Brush 1048			
11/04/2021	Merle's Automotive Supply	Lift Support	35.31
Total Brush 1048			35.31
Pumper 1005			
11/05/2021	W.W. Williams	Repaired A/C and did a pump test on Unit 1005 Labor \$ 5...	9,265.13
Total Pumper 1005			9,265.13
T722 Unit 1045			
11/15/2021	Quick Fix	New Alternator, Belt, and three Batteries Labor 190.00, Pa...	1,730.37
Total T722 Unit 1045			1,730.37

1:32 PM

12/09/21

Accrual Basis

Tubac Fire District
Fleet Repairs & Maintenance
November 2021

Date	Source Name	Memo	Amount
Type 1 Engine 1044 11/02/2021	Merle's Automotive Supply	2.5 Gal Jugs of DEF	9.44
Total Type 1 Engine 1044			9.44
Total Apparatus			12,840.06
TOTAL			12,866.35

1:33 PM

12/09/21

Accrual Basis

Tubac Fire District
Station Utilities, Supplies, and Repairs & Maintenance
November 2021

Date	Source Name	Memo	Amount
Stations			
Station 1			
11/03/2021	Prudential Overall Supply	Mats Laundry Bags White Massage Towels for Station 1	30.77
11/04/2021	Merle's Automotive Supply	Grease Gun Flex Hose, Grease Injector Needle, Needle Nose Adapter	9.82
11/04/2021	FH Hardware LLC	Hardware - brace corner	9.35
11/09/2021	EPCOR	Oct. water bill	66.48
11/10/2021	Prudential Overall Supply	Mats Laundry Bags White Massage Towels for Station 1	30.77
11/10/2021	Home Depot	Pallet of water to be shared by all stations	82.25
11/10/2021	Century Link 326B	Internet Nov. 2021	162.34
11/16/2021	Unisource Energy Services (Gas)	2227 E FRONTAGE RD, TUBAC, AZ 85646 Small Volume Public Authorit...	22.13
11/16/2021	Unisource Energy Services (Gas)	2227 E FRONTAGE RD, TUBAC, AZ 85646 Small Volume Public Authorit...	22.13
11/19/2021	Direct TV - 9236	TV for period 10/18/21-11/17/21	149.98
11/20/2021	Home Depot	Toilet repair supplies for Station 1 trailer	32.23
11/20/2021	Simply Bits, LLC	Account #: CA24339_- Hosted VoIP Bundle	889.97
11/24/2021	Waste Management of Tucson	Trash Service for Station #2	214.41
11/24/2021	Prudential Overall Supply	Mats Laundry Bags White Massage Towels for Station 1	30.77
Total Station 1			1,753.40
Station 2			
11/01/2021	Central Alarm	Access Control Full Service from 11/1/21 - 11/30/21	60.00
11/02/2021	Arizona Propane	Propane Station 2	152.95
11/03/2021	Prudential Overall Supply	Mats Laundry Bags White Massage Towels for Station 2	37.47
11/10/2021	Prudential Overall Supply	Mats Laundry Bags White Massage Towels for Station 2	37.47
11/10/2021	Home Depot	Pallet of water to be shared by all stations	82.25
11/10/2021	Century Link 011B	Monthly Internet for Station 2 Oct 2021	62.33
11/17/2021	Liberty Utilities #84201956-84305894	84201956-84305894 1360 W FRONTAGE RD	310.55
11/20/2021	Simply Bits, LLC	Account #: CA17981- Hosted VoIP Bundle	584.86
11/22/2021	Unisource Energy Services (Electric)	563 Camino Lito Galindo, Rio Rico, AZ 85648 Medium General Service (S...	602.07
11/22/2021	Unisource Energy Services (Electric)	455 Camino Agosto, Rio Rico AZ 85648 Small General Service (Service ...	124.48
11/24/2021	Prudential Overall Supply	Mats Laundry Bags White Massage Towels for Station 2	37.47
11/24/2021	C & D Garage Doors	Labor and Material to Instal a commercial Operator with Lift Rental	1,533.76
11/24/2021	Waste Management of Tucson	Trash Service for Station #2 12/01/21 -12/31/21	208.81
11/24/2021	C & D Garage Doors	Garage door repair at Station #2	0.00
11/24/2021	C & D Garage Doors	893 MAX Sec 2.0 button remote	0.00
11/28/2021	Direct TV - 9885	TV for period 11/27/21 - 12/26/21	166.98
Total Station 2			4,001.45
Station 3			
11/01/2021	Ace	Ballast and bulbs for Sta 3	56.94
11/02/2021	Arizona Propane	Propane Station 4	898.20
11/03/2021	Direct TV - 0393	TV for period 09/02/21-10/01/21	156.98
11/03/2021	Prudential Overall Supply	Mats Laundry Bags White Massage Towels for Station 3	35.13
11/04/2021	Liberty Utilities 84207196-84305894	Service Address: 333 CAMINO JOSEFINA 09/29/21 - 10/27/21 RR170...	210.54
11/05/2021	Canyon Disposal, Inc.	garbage service	113.85
11/10/2021	Prudential Overall Supply	Mats Laundry Bags White Massage Towels for Station 3	35.13
11/10/2021	Home Depot	shared by all stations	82.25
11/20/2021	Simply Bits, LLC	Account #: CA-24338- Hosted VoIP Bundle	682.52
11/24/2021	Prudential Overall Supply	Mats Laundry Bags White Massage Towels for Station 3	35.13
11/24/2021	Unisource Energy Services (Electric)	333 Camino Josephina, Rio Rico AZ 85648, Medium General Service Net ...	810.78
Total Station 3			3,117.45

1:33 PM

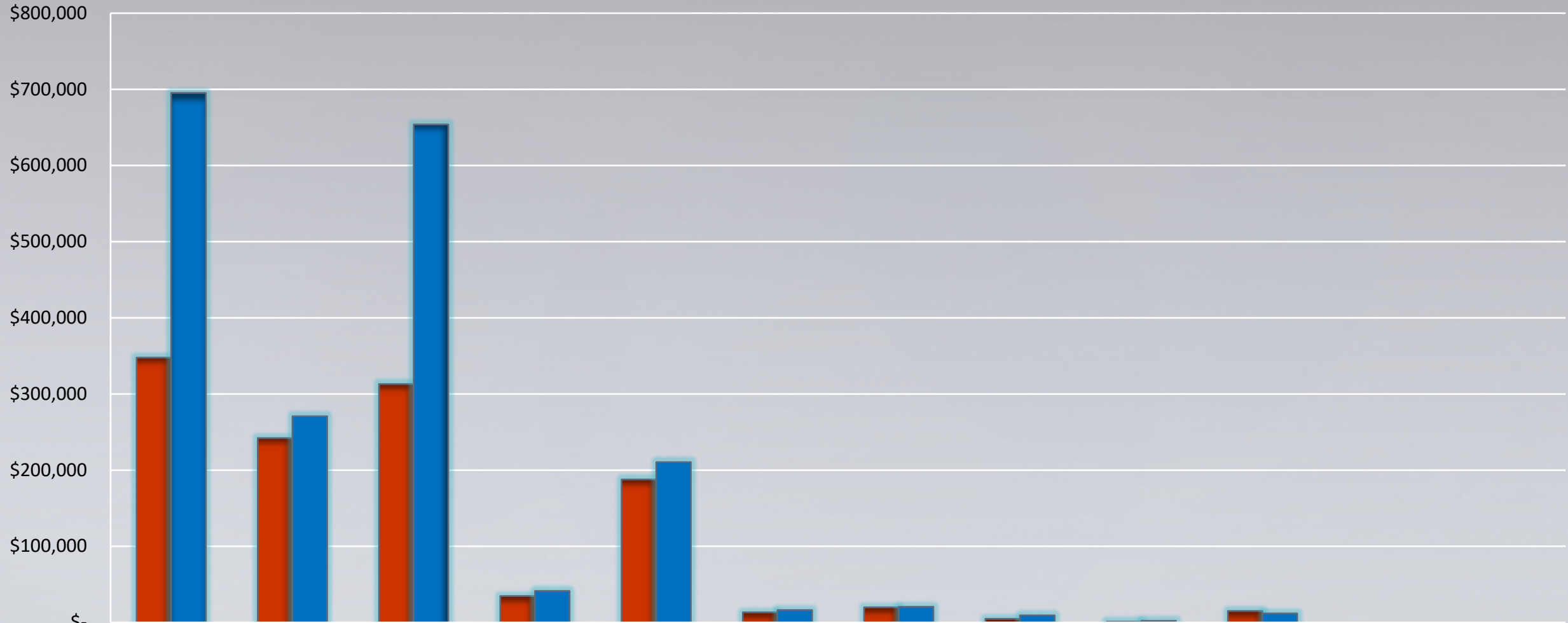
12/09/21

Accrual Basis

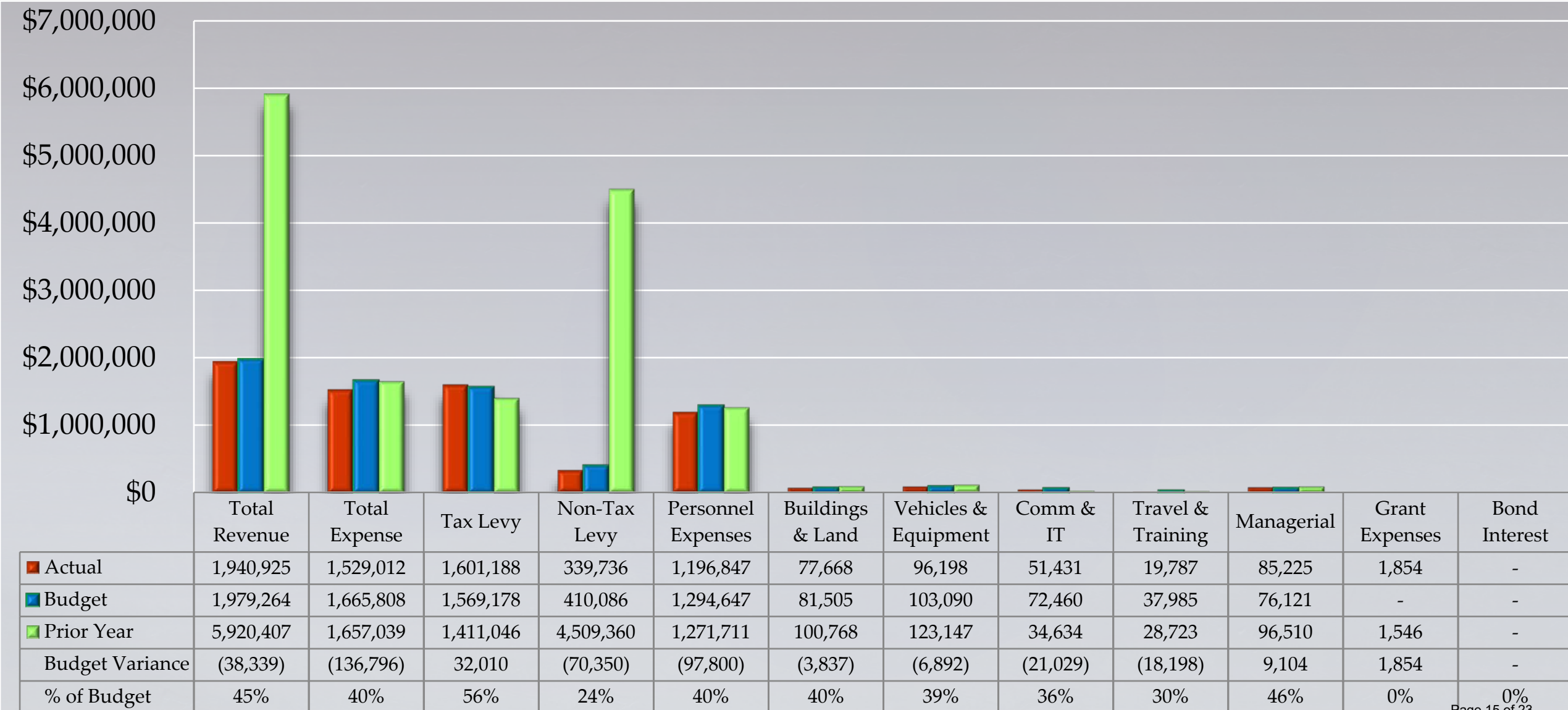
Tubac Fire District
Station Utilities, Supplies, and Repairs & Maintenance
November 2021

Date	Source Name	Memo	Amount
Station 4			
11/01/2021	Ace	Tools for Station #4	34.44
11/01/2021	Terminix	Pest Control for Station #4	152.00
11/02/2021	Arizona Propane	Propane Station 4	601.77
11/03/2021	Prudential Overall Supply	Mats Laundry Bags White Massage Towels for Station 4	35.13
11/04/2021	Liberty Utilities #8134207237-305894	Acct #84207237-84305894 for Water Service from 09/30/21 - 10/29/21 at ...	494.01
11/05/2021	Direct TV - 2827	Monthly TV from 11/05/21 - 12/04/21 at Station 4	163.98
11/05/2021	Canyon Disposal, Inc.	garbage service	113.85
11/10/2021	Prudential Overall Supply	Mats Laundry Bags White Massage Towels for Station 4	35.13
11/10/2021	Home Depot	Water shared by all stations	82.26
11/16/2021	Unisource Energy Services (Electric)	2227 E. Frontage Rd Tubac AZ 85646, Small General Service (Service No...	370.98
11/19/2021	Home Depot	ightblubs for Station 4	108.24
11/20/2021	Simply Bits, LLC	Account #: CA24337- Host VoIP Bundle	690.90
11/24/2021	Prudential Overall Supply	Mats Laundry Bags White Massage Towels for Station 4	35.13
11/24/2021	Unisource Energy Services (Electric)	149 Ruta Camaron, Rio Rico , AZ 85648 Medium General Service Net Met...	778.44
Total Station 4			3,696.26
Total Stations			12,568.56
TOTAL			12,568.56


November 2021



Fiscal Year to Date Budget to Actual



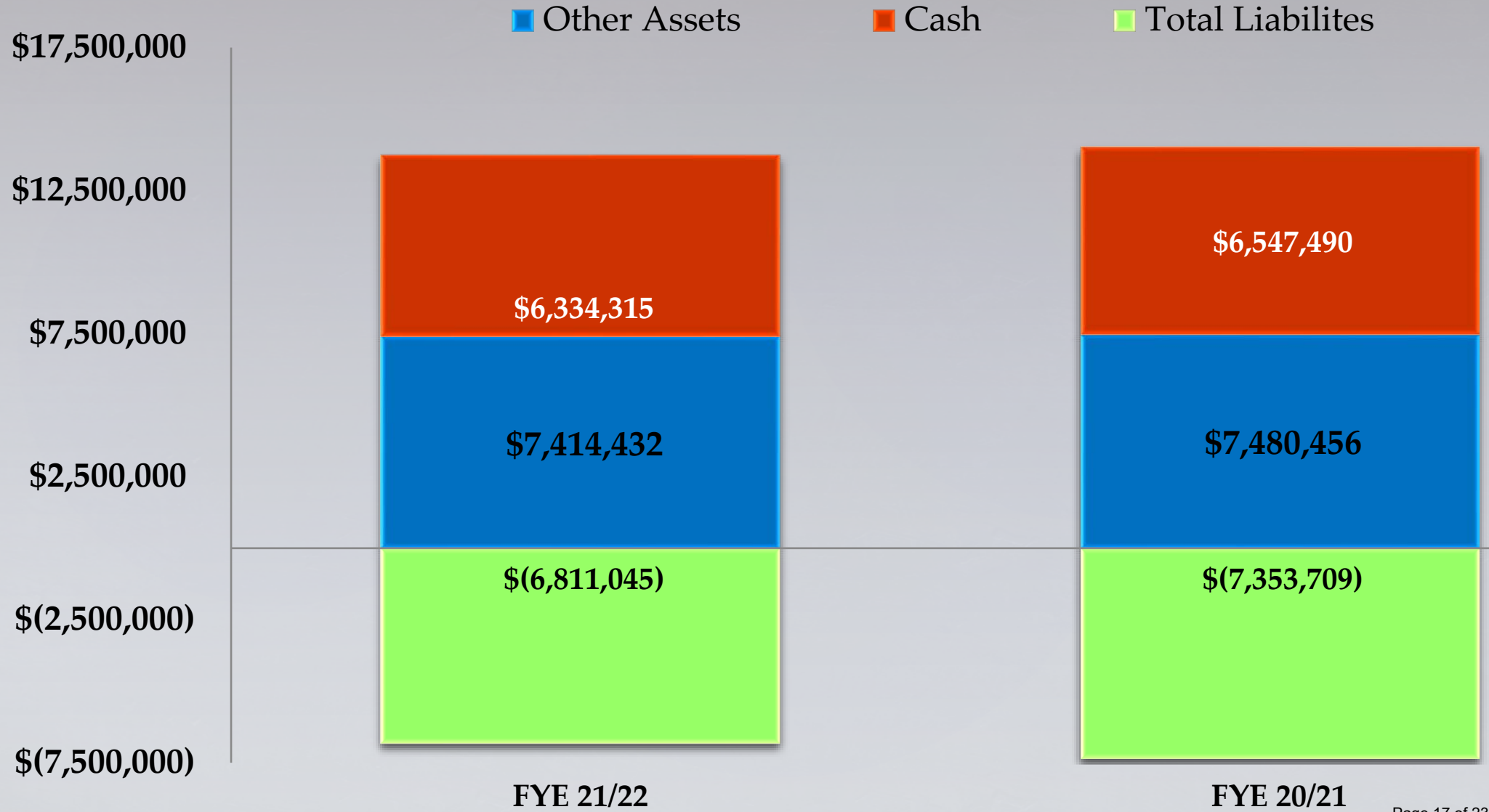
Percentage of Expenses Year to Date



Fire District Averages

Personnel	81%
Operations	11%
Communications	2%
Administrative	6%

Cash Position



1:50 PM
 12/09/21
 Accrual Basis

Tubac Fire District
Monthly Disbursement Report
 November 2021

Type	Date	Num	Name	Memo	Amount	Balance
1072 - Bill.com Money Out Clearing						
Bill Pmt -Ch...	11/05/2021	Bill.com	Prudent...	https://app01.us.bill.com/BillPay?id=blp01KRQ...	-37.47	-37.47
Bill Pmt -Ch...	11/05/2021	Bill.com	Arizona...	https://app01.us.bill.com/BillPay?id=blp01HQM...	-77.48	-114.95
Bill Pmt -Ch...	11/05/2021	Bill.com	Prudent...	https://app01.us.bill.com/BillPay?id=blp01ZSFS...	-35.13	-150.08
Bill Pmt -Ch...	11/05/2021	Bill.com	Cheryl ...	https://app01.us.bill.com/BillPay?id=blp01TKYS...	-848.14	-998.22
Bill Pmt -Ch...	11/05/2021	Bill.com	Direct T...	https://app01.us.bill.com/BillPay?id=blp01BMQ...	-156.98	-1,155.20
Bill Pmt -Ch...	11/05/2021	Bill.com	Modula...	https://app01.us.bill.com/BillPay?id=blp01BLYR...	-800.00	-1,955.20
Bill Pmt -Ch...	11/05/2021	Bill.com	Securit...	https://app01.us.bill.com/BillPay?id=blp01DAEB...	-75.00	-2,030.20
Bill Pmt -Ch...	11/05/2021	Bill.com	Nogale...	https://app01.us.bill.com/BillPay?id=blp01VJQT...	-312.17	-2,342.37
Bill Pmt -Ch...	11/05/2021	Bill.com	James ...	https://app01.us.bill.com/BillPay?id=blp01FAM...	-2,700.00	-5,042.37
Bill Pmt -Ch...	11/05/2021	Bill.com	Nogale...	https://app01.us.bill.com/BillPay?id=blp01RLDR...	-293.17	-5,335.54
Bill Pmt -Ch...	11/05/2021	Bill.com	Voyage...	https://app01.us.bill.com/BillPay?id=blp01NSBY...	-364.32	-5,699.86
Bill Pmt -Ch...	11/05/2021	Bill.com	Senerg...	https://app01.us.bill.com/BillPay?id=blp01WHC...	-2,063.48	-7,763.34
Bill Pmt -Ch...	11/05/2021	Bill.com	Prudent...	https://app01.us.bill.com/BillPay?id=blp01EUSD...	-30.77	-7,794.11
Bill Pmt -Ch...	11/05/2021	Bill.com	Merle's ...	https://app01.us.bill.com/BillPay?id=blp01YGIX...	-413.85	-8,207.96
Bill Pmt -Ch...	11/05/2021	Bill.com	Giovan...	https://app01.us.bill.com/BillPay?id=blp01JKYU...	-475.00	-8,682.96
Bill Pmt -Ch...	11/05/2021	Bill.com	Copper...	https://app01.us.bill.com/BillPay?id=blp01DAR...	-2,992.50	-11,675.46
Bill Pmt -Ch...	11/05/2021	Bill.com	Unisour...	https://app01.us.bill.com/BillPay?id=blp01MOV...	-837.52	-12,512.98
Bill Pmt -Ch...	11/05/2021	Bill.com	Waste ...	https://app01.us.bill.com/BillPay?id=blp01SRM...	-208.81	-12,721.79
Bill Pmt -Ch...	11/05/2021	Bill.com	Nogale...	https://app01.us.bill.com/BillPay?id=blp01HMT...	-152.02	-12,873.81
Bill Pmt -Ch...	11/05/2021	Bill.com	Waste ...	https://app01.us.bill.com/BillPay?id=blp01BDJX...	-214.30	-13,088.11
Bill Pmt -Ch...	11/05/2021	Bill.com	Prudent...	https://app01.us.bill.com/BillPay?id=blp01CDFT...	-35.13	-13,123.24
Bill Pmt -Ch...	11/05/2021	Bill.com	V191 & ...	https://app01.us.bill.com/BillPay?id=blp01WMF...	-541.67	-13,664.91
Bill Pmt -Ch...	11/05/2021	Bill.com	Unisour...	https://app01.us.bill.com/BillPay?id=blp01JIZU...	-817.07	-14,481.98
General Jour...	11/05/2021	2022-051		Bill.com 11/05/21 Payables Funding	14,481.98	0.00
Bill Pmt -Ch...	11/09/2021	Bill.com	Nogale...	https://app01.us.bill.com/BillPay?id=blp01NFPR...	-839.29	-839.29
General Jour...	11/09/2021	2022-050		Bill.com 11/09/21 Payables Funding	839.29	0.00
Bill Pmt -Ch...	11/10/2021	Bill.com	Jorgen...	https://app01.us.bill.com/BillPay?id=blp01HYPY...	-384.75	-384.75
General Jour...	11/10/2021	2022-052		Bill.com 11/10/21 Payables Funding	384.75	0.00
Bill Pmt -Ch...	11/15/2021	Bill.com	Terminix	https://app01.us.bill.com/BillPay?id=blp01DZBE...	-149.00	-149.00
Bill Pmt -Ch...	11/15/2021	Bill.com	Nextrio,...	https://app01.us.bill.com/BillPay?id=blp01EJUG...	-598.40	-747.40
Bill Pmt -Ch...	11/15/2021	Bill.com	Direct T...	https://app01.us.bill.com/BillPay?id=blp01TYILZ...	-156.98	-904.38
Bill Pmt -Ch...	11/15/2021	Bill.com	Arizona...	https://app01.us.bill.com/BillPay?id=blp01TBXZ...	-898.20	-1,802.58
Bill Pmt -Ch...	11/15/2021	Bill.com	Terminix	https://app01.us.bill.com/BillPay?id=blp01DVFU...	-120.00	-1,922.58
Bill Pmt -Ch...	11/15/2021	Bill.com	Senerg...	https://app01.us.bill.com/BillPay?id=blp01EQQ...	-2,242.32	-4,164.90
Bill Pmt -Ch...	11/15/2021	Bill.com	Prudent...	https://app01.us.bill.com/BillPay?id=blp01HZPB...	-30.77	-4,195.67
Bill Pmt -Ch...	11/15/2021	Bill.com	Liberty ...	https://app01.us.bill.com/BillPay?id=blp01SSAJ...	-210.54	-4,406.21
Bill Pmt -Ch...	11/15/2021	Bill.com	Rio Ric...	https://app01.us.bill.com/BillPay?id=blp01MEJJ...	-800.00	-5,206.21
Bill Pmt -Ch...	11/15/2021	Bill.com	Liberty ...	https://app01.us.bill.com/BillPay?id=blp01KRM...	-494.01	-5,700.22
Bill Pmt -Ch...	11/15/2021	Bill.com	Prudent...	https://app01.us.bill.com/BillPay?id=blp01VEXC...	-35.13	-5,735.35

1:50 PM
 12/09/21
 Accrual Basis

Tubac Fire District
Monthly Disbursement Report
 November 2021

Type	Date	Num	Name	Memo	Amount	Balance
Bill Pmt -Ch...	11/15/2021	Bill.com	Arizona...	https://app01.us.bill.com/BillPay?id=blp01JWXL...	-601.77	-6,337.12
Bill Pmt -Ch...	11/15/2021	Bill.com	Verizon	https://app01.us.bill.com/BillPay?id=blp01ALQE...	-330.76	-6,667.88
Bill Pmt -Ch...	11/15/2021	Bill.com	Central ...	https://app01.us.bill.com/BillPay?id=blp01TFZF...	-60.00	-6,727.88
Bill Pmt -Ch...	11/15/2021	Bill.com	Arizona...	https://app01.us.bill.com/BillPay?id=blp01ILMJ...	-152.95	-6,880.83
Bill Pmt -Ch...	11/15/2021	Bill.com	Century...	https://app01.us.bill.com/BillPay?id=blp01ZTQX...	-3.63	-6,884.46
Bill Pmt -Ch...	11/15/2021	Bill.com	Prudent...	https://app01.us.bill.com/BillPay?id=blp01DTCU...	-37.47	-6,921.93
Bill Pmt -Ch...	11/15/2021	Bill.com	Prudent...	https://app01.us.bill.com/BillPay?id=blp01HIDG...	-35.13	-6,957.06
Bill Pmt -Ch...	11/15/2021	Bill.com	Nextrio,...	https://app01.us.bill.com/BillPay?id=blp01NIVB...	-3,638.55	-10,595.61
General Jour...	11/15/2021	2022-053		Bill.com 11/15/21 Payables Funding	10,595.61	0.00
Bill Pmt -Ch...	11/16/2021	Bill.com	Linde G...	https://app01.us.bill.com/BillPay?id=blp01GBV...	-183.10	-183.10
Bill Pmt -Ch...	11/16/2021	Bill.com	Linde G...	https://app01.us.bill.com/BillPay?id=blp01JDPZ...	-488.26	-671.36
Bill Pmt -Ch...	11/16/2021	Bill.com	Guardi...	https://app01.us.bill.com/BillPay?id=blp01HENE...	-2.45	-673.81
Bill Pmt -Ch...	11/16/2021	Bill.com	Linde G...	https://app01.us.bill.com/BillPay?id=blp01MFH...	-677.38	-1,351.19
Bill Pmt -Ch...	11/16/2021	Bill.com	Quill Co...	https://app01.us.bill.com/BillPay?id=blp01JFYI...	-57.53	-1,408.72
Bill Pmt -Ch...	11/16/2021	Bill.com	Collecti...	https://app01.us.bill.com/BillPay?id=blp01CAS...	-15.00	-1,423.72
Bill Pmt -Ch...	11/16/2021	Bill.com	Bench...	https://app01.us.bill.com/BillPay?id=blp01NHNT...	-3,108.00	-4,531.72
Bill Pmt -Ch...	11/16/2021	Bill.com	Quill Co...	https://app01.us.bill.com/BillPay?id=blp01XGYT...	-200.91	-4,732.63
Bill Pmt -Ch...	11/16/2021	Bill.com	Human ...	https://app01.us.bill.com/BillPay?id=blp01LPIC...	-500.00	-5,232.63
Bill Pmt -Ch...	11/16/2021	Bill.com	Nogale...	https://app01.us.bill.com/BillPay?id=blp01QZRJ...	-741.40	-5,974.03
Bill Pmt -Ch...	11/16/2021	Bill.com	Fry Fire...	https://app01.us.bill.com/BillPay?id=blp01JWT...	-641.24	-6,615.27
General Jour...	11/16/2021	2022-077		Bill.com 11/16/21 Payables Funding	6,615.27	0.00
Bill Pmt -Ch...	11/19/2021	Bill.com	Verizon	https://app01.us.bill.com/BillPay?id=blp01YHXD...	-510.56	-510.56
Bill Pmt -Ch...	11/19/2021	Bill.com	River Ci...	https://app01.us.bill.com/BillPay?id=blp01PCW...	-265.71	-776.27
Bill Pmt -Ch...	11/19/2021	Bill.com	W.W. ...	https://app01.us.bill.com/BillPay?id=blp01OLZJ...	-9,265.13	-10,041.40
Bill Pmt -Ch...	11/19/2021	Bill.com	Copper...	https://app01.us.bill.com/BillPay?id=blp01SAPE...	-1,120.00	-11,161.40
Bill Pmt -Ch...	11/19/2021	Bill.com	Direct T...	https://app01.us.bill.com/BillPay?id=blp01YTHE...	-163.98	-11,325.38
Bill Pmt -Ch...	11/19/2021	Bill.com	Canyon...	https://app01.us.bill.com/BillPay?id=blp01DCDF...	-227.70	-11,553.08
General Jour...	11/19/2021	2022-076		Bill.com 11/19/21 Payables Funding	11,553.08	0.00
Bill Pmt -Ch...	11/26/2021	Bill.com	Simply ...	https://app01.us.bill.com/BillPay?id=blp01PGPP...	-584.86	-584.86
Bill Pmt -Ch...	11/26/2021	Bill.com	Simply ...	https://app01.us.bill.com/BillPay?id=blp01IQTJ...	-889.97	-1,474.83
Bill Pmt -Ch...	11/26/2021	Bill.com	Simply ...	https://app01.us.bill.com/BillPay?id=blp01EZUN...	-682.52	-2,157.35
Bill Pmt -Ch...	11/26/2021	Bill.com	Life-As...	https://app01.us.bill.com/BillPay?id=blp01VYOF...	-498.41	-2,655.76
Bill Pmt -Ch...	11/26/2021	Bill.com	Simply ...	https://app01.us.bill.com/BillPay?id=blp01DPH...	-690.90	-3,346.66
Bill Pmt -Ch...	11/26/2021	Bill.com	Life-As...	https://app01.us.bill.com/BillPay?id=blp01LEEM...	-412.64	-3,759.30
General Jour...	11/26/2021	2022-074		Bill.com 11/26/21 Payables Funding	3,759.30	0.00
Bill Pmt -Ch...	11/29/2021	Bill.com	Bank of...	https://app01.us.bill.com/BillPay?id=blp01WHU...	-4,160.58	-4,160.58
Bill Pmt -Ch...	11/29/2021	Bill.com	Vision ...	https://app01.us.bill.com/BillPay?id=blp01RCTE...	-364.98	-4,525.56
Bill Pmt -Ch...	11/29/2021	Bill.com	Nogale...	https://app01.us.bill.com/BillPay?id=blp01DZOB...	-148.77	-4,674.33
Bill Pmt -Ch...	11/29/2021	Bill.com	Liberty ...	https://app01.us.bill.com/BillPay?id=blp01BJIK...	-310.55	-4,984.88
Bill Pmt -Ch...	11/29/2021	Bill.com	Unisour...	https://app01.us.bill.com/BillPay?id=blp01GNN...	-370.98	-5,355.86

1:50 PM
 12/09/21
 Accrual Basis

Tubac Fire District
Monthly Disbursement Report
 November 2021

Type	Date	Num	Name	Memo	Amount	Balance
Bill Pmt -Ch...	11/29/2021	Bill.com	Unisour...	https://app01.us.bill.com/BillPay?id=blp01KZEQ...	-22.13	-5,377.99
Bill Pmt -Ch...	11/29/2021	Bill.com	Nogale...	https://app01.us.bill.com/BillPay?id=blp01SAUZ...	-108.60	-5,486.59
Bill Pmt -Ch...	11/29/2021	Bill.com	Prudent...	https://app01.us.bill.com/BillPay?id=blp01TWQ...	-35.13	-5,521.72
Bill Pmt -Ch...	11/29/2021	Bill.com	Valley l...	https://app01.us.bill.com/BillPay?id=blp01TPW...	-135.10	-5,656.82
Bill Pmt -Ch...	11/29/2021	Bill.com	Prudent...	https://app01.us.bill.com/BillPay?id=blp01OGS...	-35.13	-5,691.95
Bill Pmt -Ch...	11/29/2021	Bill.com	Century...	https://app01.us.bill.com/BillPay?id=blp01JAMY...	-62.33	-5,754.28
Bill Pmt -Ch...	11/29/2021	Bill.com	Nogale...	https://app01.us.bill.com/BillPay?id=blp01LIKFS...	-157.47	-5,911.75
Bill Pmt -Ch...	11/29/2021	Bill.com	Verizon	https://app01.us.bill.com/BillPay?id=blp01AIBF...	-100.08	-6,011.83
Bill Pmt -Ch...	11/29/2021	Bill.com	Century...	https://app01.us.bill.com/BillPay?id=blp01SLXP...	-162.34	-6,174.17
Bill Pmt -Ch...	11/29/2021	Bill.com	Nogale...	https://app01.us.bill.com/BillPay?id=blp01RAR...	-119.46	-6,293.63
Bill Pmt -Ch...	11/29/2021	Bill.com	Prudent...	https://app01.us.bill.com/BillPay?id=blp01OBX...	-37.47	-6,331.10
Bill Pmt -Ch...	11/29/2021	Bill.com	MetLife	https://app01.us.bill.com/BillPay?id=blp01CSM...	-3,119.17	-9,450.27
Bill Pmt -Ch...	11/29/2021	Bill.com	BCBS o...	https://app01.us.bill.com/BillPay?id=blp01OMTI...	-22,268.02	-31,718.29
Bill Pmt -Ch...	11/29/2021	Bill.com	Valley l...	https://app01.us.bill.com/BillPay?id=blp01OHO...	-29.86	-31,748.15
Bill Pmt -Ch...	11/29/2021	Bill.com	Unisour...	https://app01.us.bill.com/BillPay?id=blp01VXEP...	-22.13	-31,770.28
Bill Pmt -Ch...	11/29/2021	Bill.com	Legal S...	https://app01.us.bill.com/BillPay?id=blp01BRAI...	-51.80	-31,822.08
Bill Pmt -Ch...	11/29/2021	Bill.com	Prudent...	https://app01.us.bill.com/BillPay?id=blp01HLZS...	-30.77	-31,852.85
Bill Pmt -Ch...	11/29/2021	Bill.com	Johnso...	https://app01.us.bill.com/BillPay?id=blp01GIOIL...	-992.97	-32,845.82
Bill Pmt -Ch...	11/29/2021	Bill.com	EPCOR	https://app01.us.bill.com/BillPay?id=blp01VUIG...	-66.48	-32,912.30
General Jour...	11/29/2021	2022-075		Bill.com 11/29/21 Payables Funding	32,912.30	0.00
Bill Pmt -Ch...	11/30/2021	Bill.com	Guardi...	https://app01.us.bill.com/BillPay?id=blp01EAOA...	-221.01	-221.01
General Jour...	11/30/2021	2022-073		Bill.com 11/30/21 Payables Funding	221.01	0.00
Total 1072 · Bill.com Money Out Clearing					0.00	0.00
1127 · Cash with County Treasurer						
Deposit	11/04/2021	48865		October 2021 T061-2063/2591	-1,017,314.66	-1,017,314.66
General Jour...	11/30/2021	2022-080		To Record Property Tax for November 2021	264,730.16	-752,584.50
General Jour...	11/30/2021	2022-080		To Record Property Tax Adjustment for Novem...	-0.14	-752,584.64
Total 1127 · Cash with County Treasurer					-752,584.64	-752,584.64

1:50 PM
 12/09/21
 Accrual Basis

Tubac Fire District
Monthly Disbursement Report
 November 2021

Type	Date	Num	Name	Memo	Amount	Balance
1129 - Operational						
Deposit	11/01/2021			Deposit	2,699.66	2,699.66
Deposit	11/01/2021			Deposit	2,646.88	5,346.54
Deposit	11/01/2021			Deposit	100.00	5,446.54
Deposit	11/01/2021			Deposit	1,577.35	7,023.89
Check	11/03/2021	25850	Green ...	Pay period ending October 31, 2021	-468.00	6,555.89
Check	11/03/2021	25851	Securit...	Payer ID#613624000 pay perid End Oct. 31, 20...	-375.00	6,180.89
Deposit	11/04/2021			Deposit	1,017,637.04	1,023,817.93
Check	11/05/2021	ACH	PUBLI...	Pay period ending Oct. 31, 2021	-17,104.71	1,006,713.22
Check	11/05/2021	ACH	Nation...	Plan 401A - pay period ending October 31, 2021	-1,059.52	1,005,653.70
Check	11/05/2021	ACH	Nation...	Plan 457 Entity No. 0345 - Pay period ending O...	-1,303.13	1,004,350.57
General Jour...	11/05/2021	2022-049			-48,067.77	956,282.80
General Jour...	11/05/2021	2022-049			-767.73	955,515.07
General Jour...	11/05/2021	2022-049			-9,304.13	946,210.94
General Jour...	11/05/2021	2022-049			-319.20	945,891.74
General Jour...	11/05/2021	2022-049			-315.00	945,576.74
General Jour...	11/05/2021	2022-051		Bill.com 11/05/21 Payables Funding	-14,481.98	931,094.76
Deposit	11/05/2021			Deposit	90.40	931,185.16
Deposit	11/05/2021			Deposit	300.00	931,485.16
Deposit	11/08/2021			Deposit	4,242.86	935,728.02
Deposit	11/08/2021			Deposit	3,654.41	939,382.43
Deposit	11/08/2021			Deposit	354.05	939,736.48
Deposit	11/08/2021			Interest	7.97	939,744.45
General Jour...	11/09/2021	2022-050		Bill.com 11/09/21 Payables Funding	-839.29	938,905.16
Deposit	11/09/2021			Deposit	1,202.08	940,107.24
Deposit	11/09/2021			Deposit	50.00	940,157.24
Check	11/09/2021	EFT	Bill.com	Monthly Billing	-227.14	939,930.10
General Jour...	11/10/2021	2022-052		Bill.com 11/10/21 Payables Funding	-384.75	939,545.35
Deposit	11/10/2021			Deposit	1,125.00	940,670.35
Deposit	11/10/2021			Deposit	922.80	941,593.15
Deposit	11/12/2021			Deposit	23.90	941,617.05
Check	11/15/2021	ACH	Aflac	INvoice #832148	-246.00	941,371.05
Check	11/15/2021	25849	Alejand...	Reimburse overpayment - Call #T2021-0123A	-20.00	941,351.05
General Jour...	11/15/2021	2022-053		Bill.com 11/15/21 Payables Funding	-10,595.61	930,755.44
Check	11/15/2021	25852	Securit...	Payer ID# 613624000 / Pay period ending Nov ...	-375.00	930,380.44
Check	11/15/2021	25853	Green ...	Pay period ending November 14, 2021	-468.00	929,912.44
Deposit	11/15/2021			Deposit	300.00	930,212.44
Deposit	11/15/2021			Deposit	150.00	930,362.44
Deposit	11/15/2021			Deposit	2,559.89	932,922.33
Check	11/15/2021			Service Charge	-723.75	932,198.58

1:50 PM
 12/09/21
 Accrual Basis

Tubac Fire District
Monthly Disbursement Report
 November 2021

Type	Date	Num	Name	Memo	Amount	Balance
Check	11/15/2021		FDGL		-45.33	932,153.25
General Jour...	11/16/2021	2022-077		Bill.com 11/16/21 Payables Funding	-6,615.27	925,537.98
Deposit	11/18/2021			Deposit	1,726.27	927,264.25
Deposit	11/18/2021			Deposit	2,227.03	929,491.28
Check	11/19/2021	ACH	Nation...	Plan 401A - Pay period ending November 14, 2...	-1,137.22	928,354.06
Check	11/19/2021	ACH	Nation...	Plan 457 - Pay period ending November 14, 2021	-1,303.13	927,050.93
Check	11/19/2021	ACH	PUBLI...	Pay period ending November 14, 2021	-17,591.58	909,459.35
Deposit	11/19/2021			Deposit	203.80	909,663.15
Deposit	11/19/2021			Deposit	647.18	910,310.33
General Jour...	11/19/2021	2022-059			-50,320.61	859,989.72
General Jour...	11/19/2021	2022-059			-767.73	859,221.99
General Jour...	11/19/2021	2022-059			-9,057.03	850,164.96
General Jour...	11/19/2021	2022-059			-319.20	849,845.76
General Jour...	11/19/2021	2022-059			-315.00	849,530.76
General Jour...	11/19/2021	2022-076		Bill.com 11/19/21 Payables Funding	-11,553.08	837,977.68
Check	11/20/2021	ACH	Enterpri...	Invoice #FBN4337013	-2,276.37	835,701.31
Deposit	11/22/2021			Deposit	2,952.80	838,654.11
Check	11/22/2021	25854	Arizona...	Refund overpayment - Call #T2020-1350	-88.32	838,565.79
Deposit	11/22/2021			Deposit	1,141.39	839,707.18
Deposit	11/24/2021			Deposit	185.65	839,892.83
Deposit	11/26/2021			Deposit	50.00	839,942.83
General Jour...	11/26/2021	2022-074		Bill.com 11/26/21 Payables Funding	-3,759.30	836,183.53
Deposit	11/29/2021			Deposit	715.73	836,899.26
Deposit	11/29/2021			Deposit	100.00	836,999.26
Deposit	11/29/2021			Deposit	5,958.88	842,958.14
General Jour...	11/29/2021	2022-075		Bill.com 11/29/21 Payables Funding	-32,912.30	810,045.84
Check	11/30/2021	25855	Green ...	Pay period ending Nov. 28, 2021	-468.00	809,577.84
Check	11/30/2021	25856	Securit...	Payer ID#613624000 / pay period end Nov. 28, ...	-375.00	809,202.84
General Jour...	11/30/2021	2022-073		Bill.com 11/30/21 Payables Funding	-221.01	808,981.83
Total 1129 · Operational					808,981.83	808,981.83
1130 · Savings Acct.						
Deposit	11/30/2021			Interest	152.68	152.68
Total 1130 · Savings Acct.					152.68	152.68
TOTAL					56,549.87	56,549.87

Tubac Fire District

Twelve-Month Cash Flow

Fiscal Year
Begins: Jul-21

Tubac Fire District

	Beginning	Jul-21	Aug-21	Sep-21	Oct-21	Nov-21	Dec-21	Jan-22	Feb-22	Mar-22	Apr-22	May-22	Jun-22	Monthly Average	Overview
Cash Summary															
Cash on Hand (beginning of month)	5,634,117	5,634,117	5,274,607	5,159,317	5,015,086	5,784,642	5,841,192	5,859,204	5,720,639	5,602,185	5,480,256	5,786,839	5,731,372	5,574,121	
Cash Available (on hand + receipts, before cash out)	5,634,117	5,756,702	5,466,110	5,302,460	6,175,632	6,087,763	6,214,611	6,019,600	5,867,361	5,745,432	6,119,624	6,030,371	6,419,732	5,933,783	
Cash Position (end of month)	5,634,117	5,274,607	5,159,317	5,015,086	5,784,642	5,841,192	5,859,204	5,720,639	5,602,185	5,480,256	5,786,839	5,731,372	6,059,485	5,609,568	
Line of Credit Available	1,000,000	1,000,000	1,000,000	1,000,000	1,000,000	1,000,000	1,000,000	1,000,000	1,000,000	1,000,000	1,000,000	1,000,000	1,000,000	1,000,000	
Cash Receipts															
Tax Levy Revenue		23,374	22,809	25,377	1,017,315	264,730	348,971	128,979	115,305	111,830	550,284	154,448	117,020	240,037	
Other Cash Inflows		99,211	168,694	117,766	143,231	38,391	24,448	31,417	31,417	31,417	89,084	89,084	571,340	119,625	
Line of Credit		0	0	0	0	0	0	0	0	0	0	0	0	0	
Total Cash Receipts		122,585	191,503	143,142	1,160,546	303,121	373,419	160,396	146,722	143,247	639,368	243,532	688,360	359,662	
Cash Paid Out															
Disbursements		482,095	306,793	287,374	390,990	246,571	355,845	298,961	265,176	265,176	332,785	298,999	360,247	324,251	
Capital Outlay		0	0	0	0	0	0	0	0	0	0	0	0	0	
Repayment of LOC		0	0	0	0	0	0	0	0	0	0	0	0	0	
Total Cash Paid Out		482,095	306,793	287,374	390,990	246,571	355,845	298,961	265,176	265,176	332,785	298,999	360,247	324,251	
		(Actual)	(Actual)	(Actual)	(Actual)	(Actual)	(Budget)	(Budget)	(Budget)	(Budget)	(Budget)	(Budget)	(Budget)	(Budget)	