

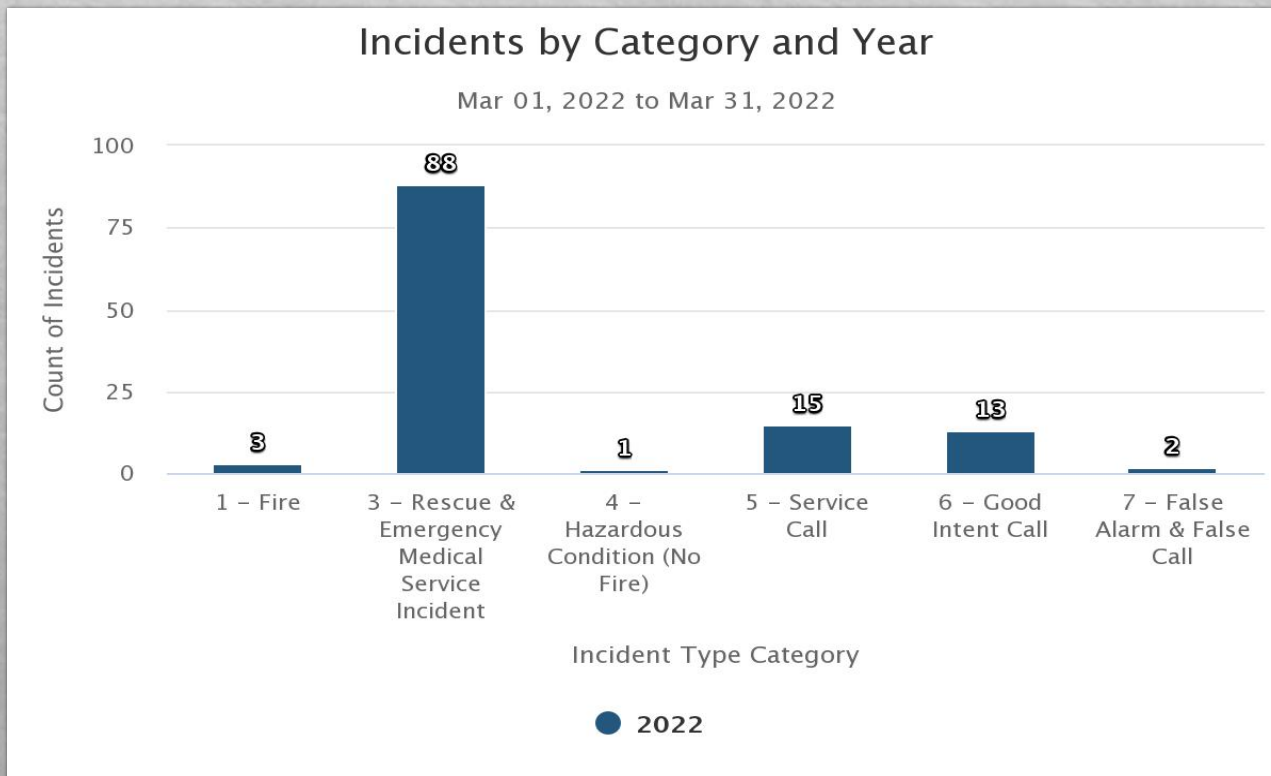


Staff Report
Tubac Fire Board
April 2022

Tubac Fire District is committed to the safety of our community through the delivery of fire suppression, medical services, and public education.

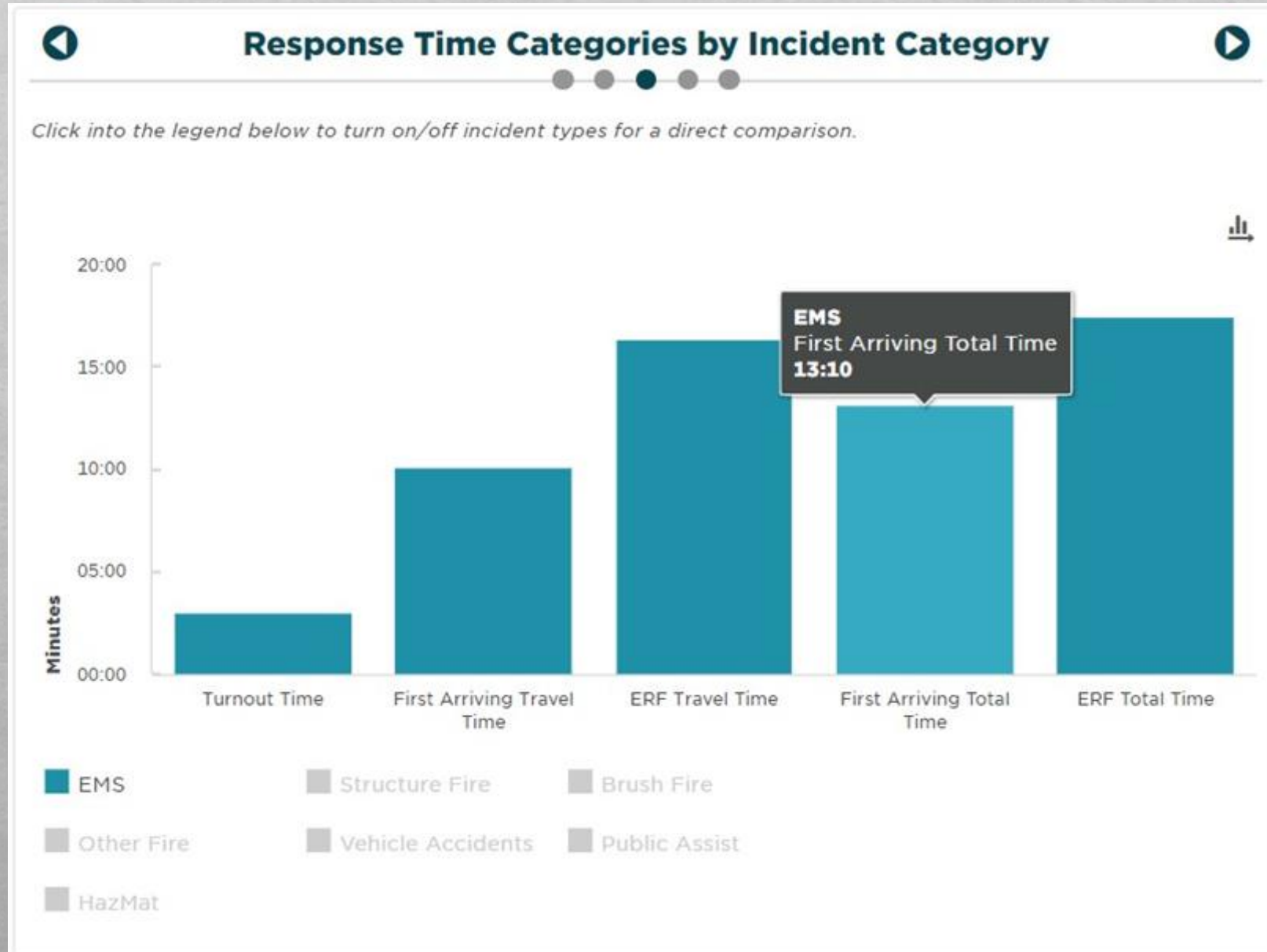


March Emergency Responses



Calls by Month			
	2020	2021	2022
January	113	126	116
February	117	113	115
March	101	132	122
April	96	114	
May	117	137	
June	133	155	
July	144	125	
August	174	129	
September	141	151	
October	125	106	
November	129	141	
December	108	126	
Total	1498	1555	353
Monthly Average	125	130	118

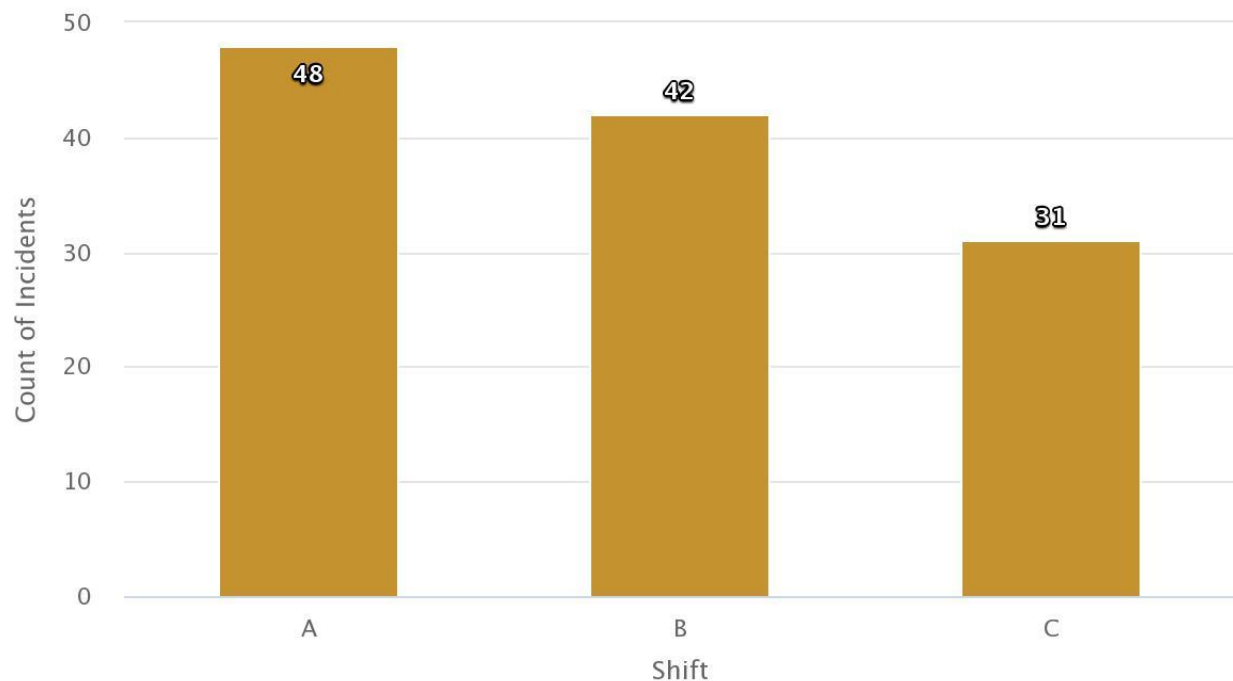
- **EMS 88 (48 transports)**
- **Fire 6**
- **Public Assist 28**
- **Total Calls 122**





Incidents by Shift

Mar 01, 2022 to Mar 31, 2022



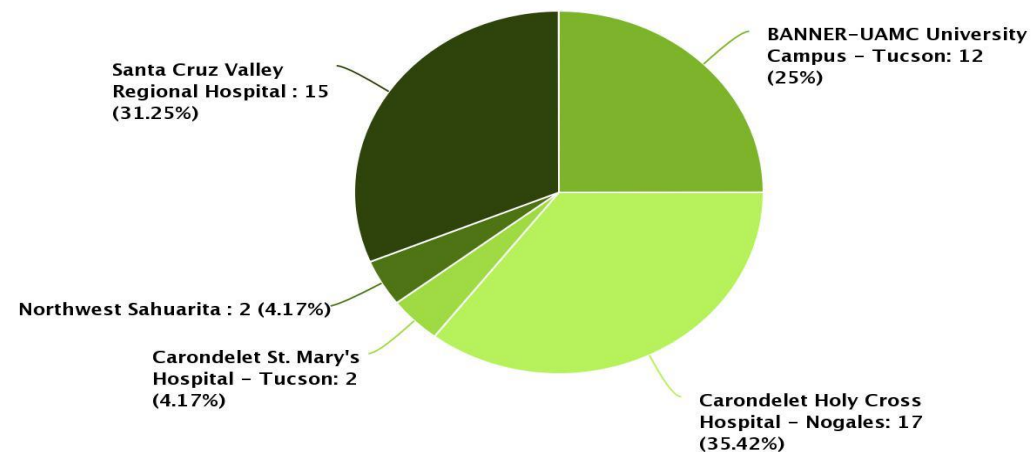
A Shift 48
B Shift 42
C shift 31

Patient Destinations

- Holy Cross Hospital – 17
- SCVRH – 15
- UMC Main – 12
- Northwest Sahuarita – 2
- St. Mary's – 2

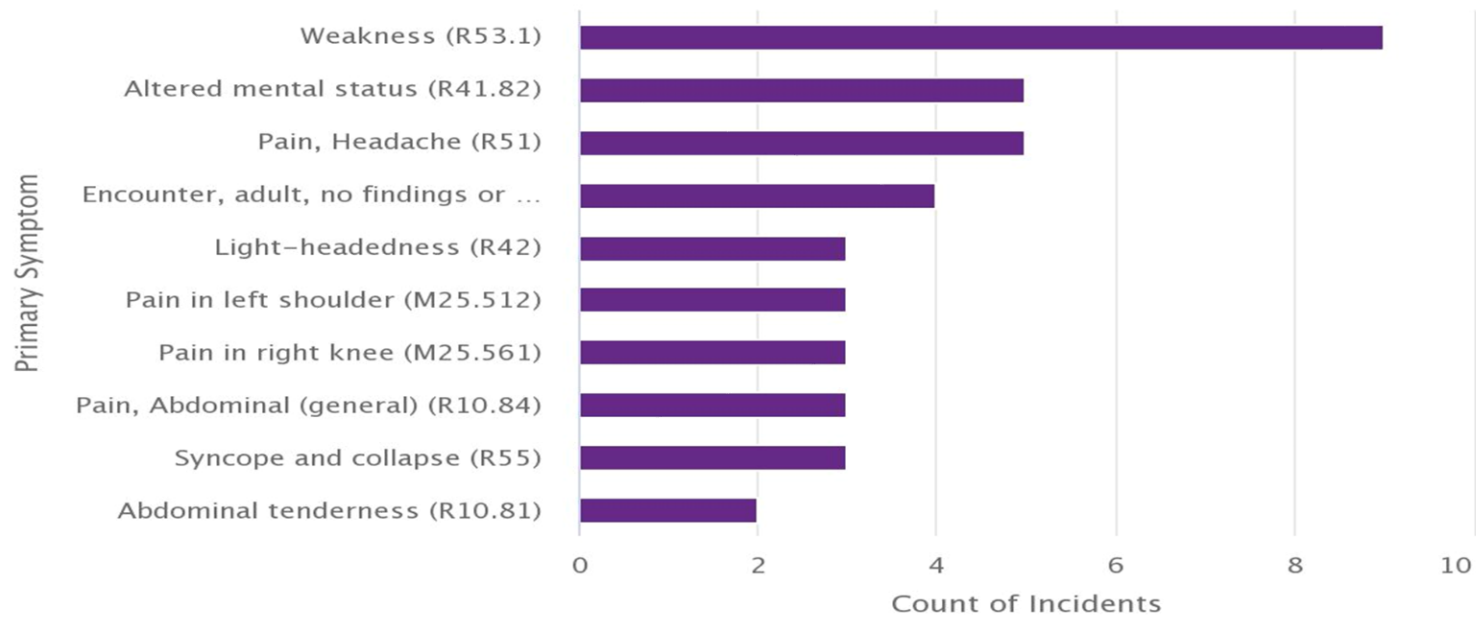
Transports by Destination

Mar 01, 2022 to Mar 31, 2022



Top 10 Primary Symptoms

Mar 01, 2022 to Mar 31, 2022



Offload Times by Destination

Destination Name	Transports	Average Transport Time	90th Percentile Transport Time	Average Patient Arrival to Transfer of Care Time	90th Percentile Patient Arrival to Transfer of Care Time	Average Patient Arrival to Unit Back in Service Time	90th Percentile Patient Arrival to Unit Back in Service Time
BANNER-UAMC University Campus - Tucson	12	00:53:58	01:03:25	00:09:40	00:19:42	01:08:33	01:34:00
Carondelet Holy Cross Hospital - Nogales	17	00:16:55	00:20:34	00:07:08	00:16:00	00:25:17	00:37:31
Carondelet St. Mary's Hospital - Tucson	2	00:46:46	00:50:07	00:07:03	00:07:21	00:55:33	01:03:52
Northwest Sahuarita	2	00:28:31	00:29:22	00:12:52	00:16:00	01:07:10	01:24:58
Santa Cruz Valley Regional Hospital	15	00:18:36	00:26:22	00:06:34	00:15:25	00:31:18	00:48:04

March Trends



- ◆ Significant decrease in COVID related calls
- ◆ Increase in Motor Vehicle accidents over the last two months (9 March)
- ◆ Increase in Dehydration calls (9)





Significant calls

- ◆ **March 7th Tubac Fire responded to I-19 for a motor vehicle accident. One vehicle with 7 patients total, two were dead on the scene, Medic 731 Transported 1, AMR transported 3, and 1 was flown out by Life net. There were multiple agencies involved in this response to include Tubac Fire, Elephant Head, Green Valley Fire, AMR, Border Patrol, Life Net, and DPS.**
- ◆ **March 9th Tubac Fire responded to Vereda Patria and Circulo Corona in reference to a head on collision. The driver of a small sedan was airlifted to UMC Main by Lifenet 6 due to her injuries**
- ◆ **March 11th Tubac Fire responded to Camino Magnifico in reference to a vehicle that went off the road and down the side of the hill. The Vehicle was stopped by a mesquite tree and prevented it from going down the hill further.**



Training



- ❖ Hazardous materials Technician Class – 260-hour course. FF Esai Tapia and FF Uriel Gonzalez successfully complete the course and passed the state test.
- ❖ Fire Instructor I training – Marc Caschera attended fire instructor I training at Pascua Fire Department.
- ❖ All crews participated in HOPE training that deals with responding to Opioid related incidents. Tubac Fire will be participating in the Narcan leave behind program as a result.
- ❖ Crews continue to work on implementing the Lucas device into cardiac arrest situations.
- ❖ Academy and regional partners participated in helicopter safety training at our station 3.



Wildland Deployments

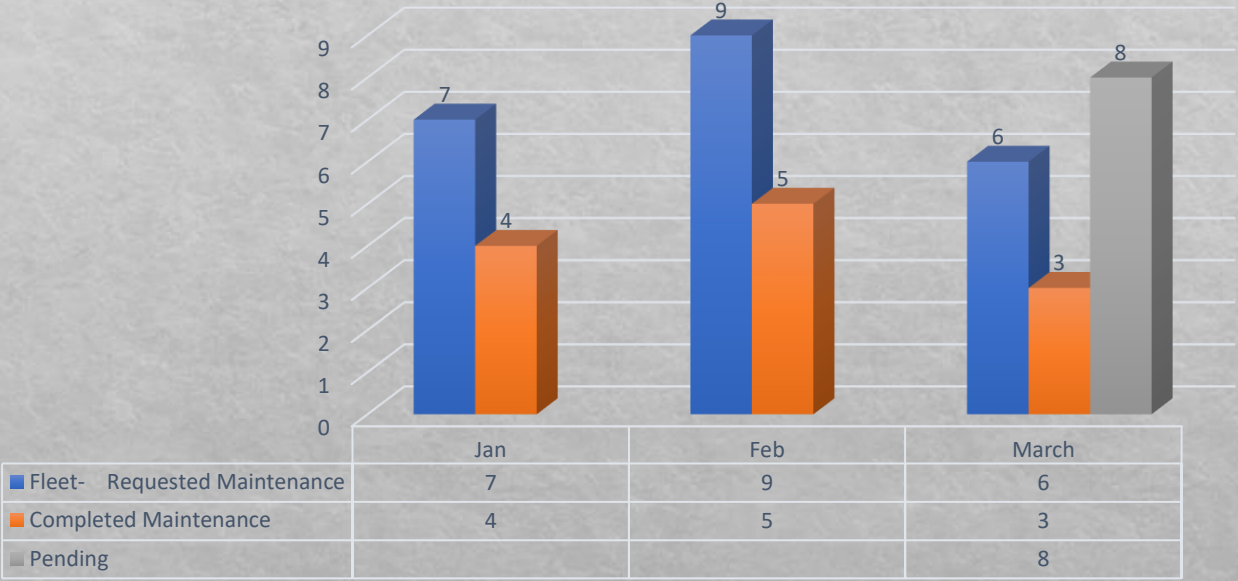
- ◆ Border Fire – Type 6 Engine with Engine Boss Tim Zamora, Firefighter Marc Caschera, and Firefighter Daniel Confair
- ◆ La Hoya Fire – Tender Engine Boss Chuck Mills and Firefighter Cris Mohinea. Fire was around 100 acres, and our crews spent 2 days on assignment.
- ◆ Presumido Fire – Medical Crew Paramedic Tim Zamora and EMT Daniel Confair. This fire burned about 2800 acres, and our crews spent 6 days on assignment.

Wildland Deployments



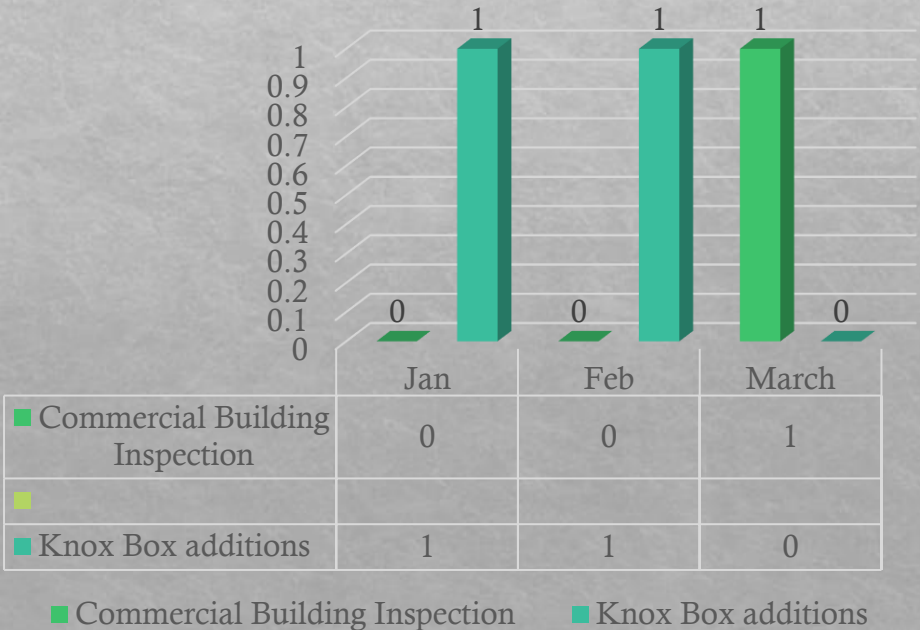
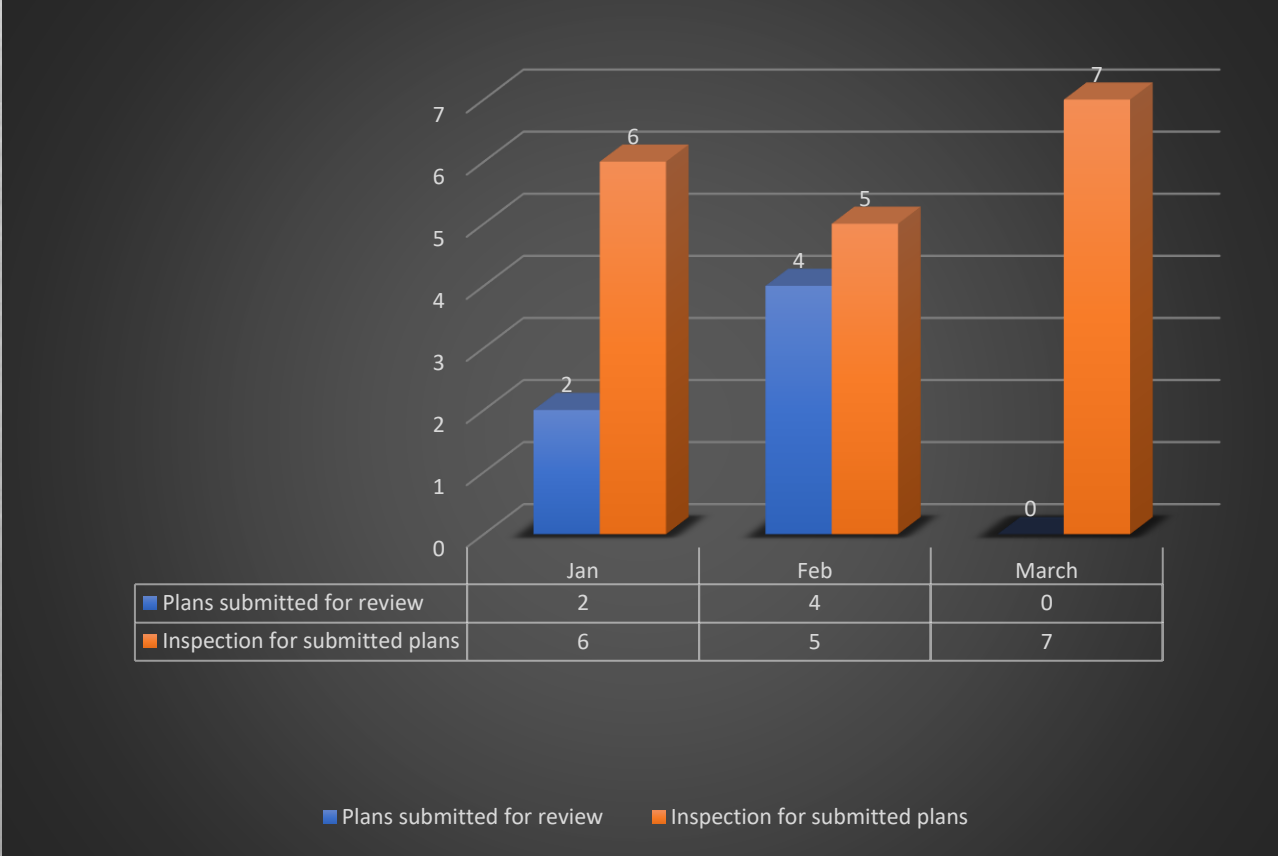
Tubac Fire District Out of District Wildland Response - FY 21/22						
Travel Per Diem	Equip Total	Payroll Total	Fire Total	Fire Date - Month	Location	Payment Amount Received
\$0.00	\$807.50	\$681.10	\$1,488.60	7/14/2021	Oakhurst, CA	\$1,488.60
\$7,088.75	\$18,445.00	\$20,609.81	\$46,143.56	7/14/2021	Oakhurst, CA	\$46,143.56
\$310.14	\$5,484.32	\$3,295.79	\$9,090.25	8/4/2021	Denton, MT	\$9,286.51
\$1,156.51	\$26,520.00	\$16,382.99	\$44,059.50	8/8/2021	St. Regis, MT	\$44,059.50
\$1,106.82	\$15,215.00	\$9,389.29	\$25,711.11	8/28/2021	Greenville, CA	\$25,711.11
\$53.97	\$2,337.50	\$1,262.94	\$3,654.41	10/10/2021	Pena Blanca Lake, AZ	\$3,654.41
\$111.10	\$4,972.50	\$6,158.74	\$11,242.34	3/19/2022	Arivaca, AZ	\$11,242.34
	\$1,912.50	\$1,616.15	\$3,528.65	3/24/2022	Tucson, AZ	\$3,528.65
	\$11,291.10	\$11,909.07	\$23,200.17	3/26/2022	Sasabe, AZ	\$23,200.17
\$9,827.29	\$86,985.42	\$71,305.88	\$168,118.59			\$168,314.85

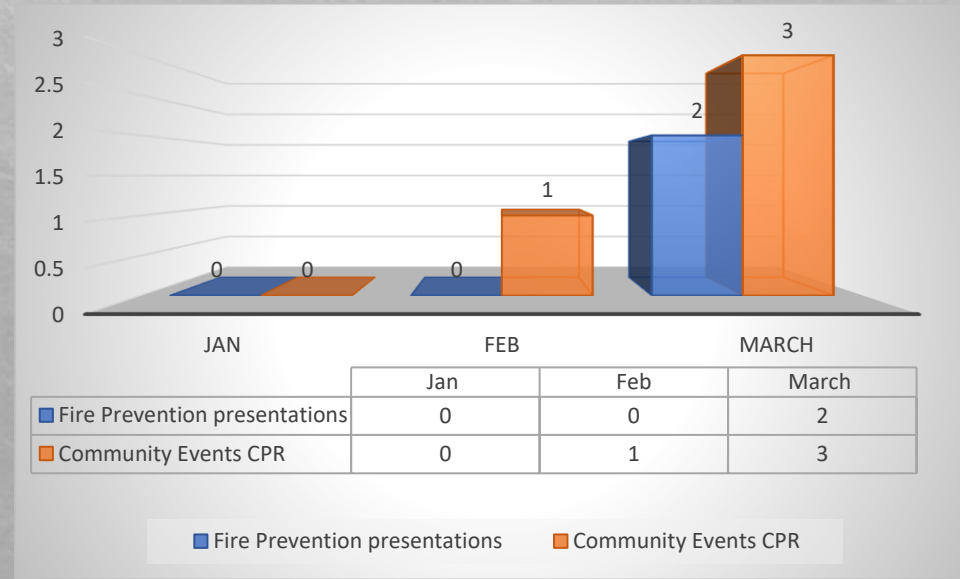
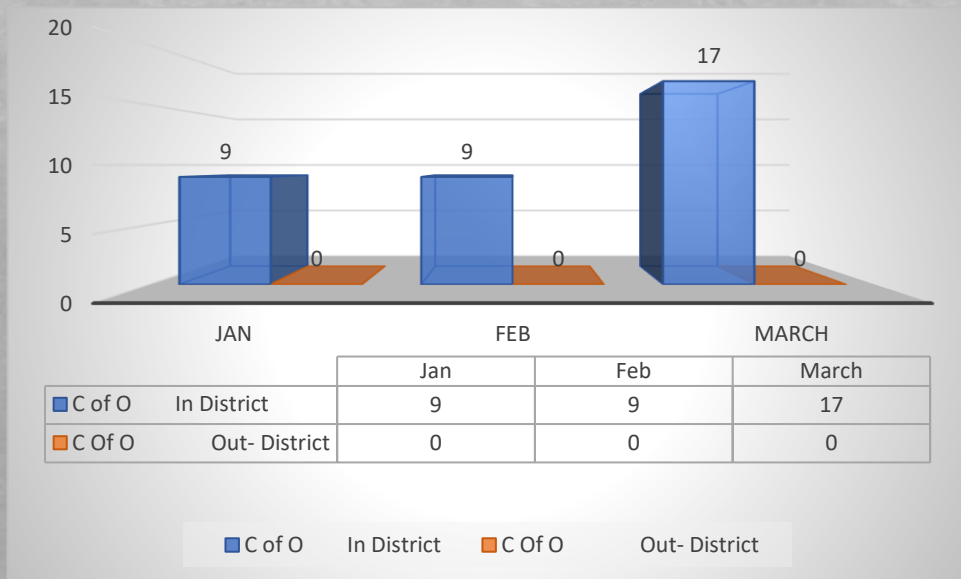
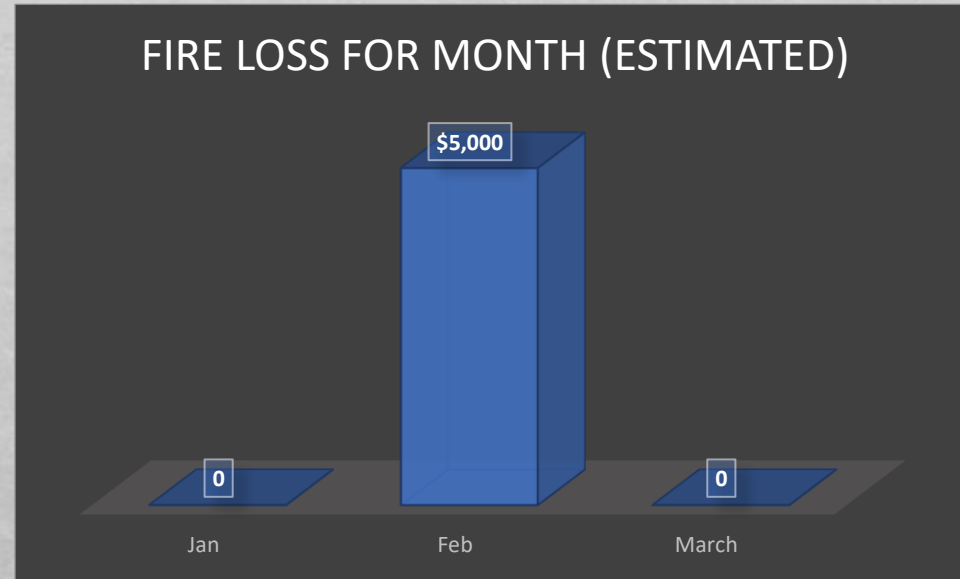
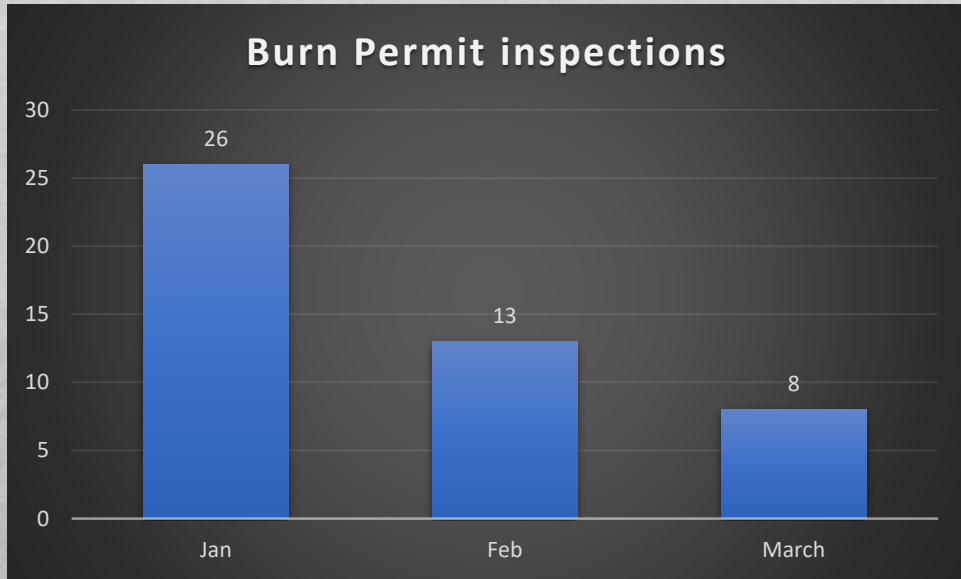
Fleet Repair Requests



■ Fleet- Requested Maintenance ■ Completed Maintenance ■ Pending

Plan Review and Inspections







Questions???