

# Tubac Fire District

2227 E I-19 Frontage Rd  
Tubac, AZ 85646  
520.398.2255



## Monthly Financial Report – January 2023

Attached are the following for your information and review:

1. Balance Sheet as of January 31, 2023.
2. Summary of Reconciled Cash Balances as of January 31, 2023.
3. Income Statement of Revenues and Expenditures for January 2023 including budget to actual and year-to-date balances.
4. Income vs. Expenses Graph for January 2023.
5. Fixed Asset Additions and Disposals for FY 22/23.
6. Liabilities & Securities for FY 22/23.
7. Fleet Repairs & Maintenance Expenses.
8. Station Utilities, Supplies, and Repairs & Maintenance Expenses.
9. Board Presentation.
10. Monthly Disbursement Report.
11. 12-Month Cash Flow.

### Key points:

- Total Revenue for January is \$274,843 which is \$53,478 over budget.
- Santa Cruz County Revenue for January is \$215,477, which is over budget by \$52,821.
- Non-Levy Revenue is \$59,366 which is over budget by \$657, driven by timing of Tower Rental income, offset by lower than anticipated EMS revenue.
- Operating Expenses for January totaled \$288,507 which is over budget by \$6,501.
  - Personnel Expenses are over budget by \$10,521, driven by increase in OT and reserve wages.
- YTD Total Revenue is \$3,074,236 which is \$241,073 over budget.
  - Property Tax revenues is \$254,569 over budget.
- YTD Operating Expense is \$2,175,514 which is \$92,023 under budget.
  - Personnel expense is \$42,509 under budget.
- Cash balance as of January 2023 is \$6,665,184, which is up \$480,194 from last year.

Please contact the Finance Director for any questions or concerns regarding this report.

**This report and the attached detail reports have been reviewed and approved by the Fire Board.**

---

Board Clerk

---

Date

**Tubac Fire District**  
**Balance Sheet**  
As of January 31, 2023

	Jan 31, 23	Jan 31, 22	\$ Change
<b>ASSETS</b>			
<b>Current Assets</b>			
<b>Checking/Savings</b>			
1072 · Bill.com Money Out Clearing	0.00	60.48	-60.48
1127 · Cash with County Treasurer	186,539.18	137,930.36	48,608.82
1129 · Operational	1,265,794.97	862,548.74	403,246.23
1130 · Savings Acct.	4,646,759.36	4,644,901.73	1,857.63
1131 · Bond Account	566,090.22	539,548.37	26,541.85
<b>Total Checking/Savings</b>	<b>6,665,183.73</b>	<b>6,184,989.68</b>	<b>480,194.05</b>
<b>Accounts Receivable</b>			
1245 · Property Tax Receivable	276,237.05	259,233.56	17,003.49
1205 · Other Receivables	17,883.15	19,403.15	-1,520.00
1250 · Ambulance Receivable	287,977.57	231,067.84	56,909.73
1251 · Allowance for Ambulance Receiv	-177,869.25	-122,808.05	-55,061.20
<b>Total Accounts Receivable</b>	<b>404,228.52</b>	<b>386,896.50</b>	<b>17,332.02</b>
<b>Other Current Assets</b>			
1732 · Right to Use Vehicles	59,505.76	0.00	59,505.76
1737 · Right to Use Amortization	-17,039.00	0.00	-17,039.00
1270 · Lease Receivable	232,881.00	0.00	232,881.00
1400 · Prepaid Expense	17,377.20	18,867.64	-1,490.44
<b>Total Other Current Assets</b>	<b>292,724.96</b>	<b>18,867.64</b>	<b>273,857.32</b>
<b>Total Current Assets</b>	<b>7,362,137.21</b>	<b>6,590,753.82</b>	<b>771,383.39</b>
<b>Fixed Assets</b>			
1711 · Land - Non-depreciable	257,352.00	257,352.00	0.00
1745 · AD - Equipment	-1,578,828.38	-1,463,958.27	-114,870.11
1735 · AD - Vehicles	-2,568,969.10	-2,468,893.19	-100,075.91
1725 · AD - Building	-2,060,113.30	-1,906,332.71	-153,780.59
1730 · Vehicles	3,060,712.36	3,159,888.64	-99,176.28
1740 · Equipment	1,987,714.61	1,964,483.53	23,231.08
1720 · Buildings & Improvements	6,139,995.78	6,130,365.78	9,630.00
<b>Total Fixed Assets</b>	<b>5,237,863.97</b>	<b>5,672,905.78</b>	<b>-435,041.81</b>

**Tubac Fire District**  
**Balance Sheet**  
As of January 31, 2023

	Jan 31, 23	Jan 31, 22	\$ Change
<b>Other Assets</b>			
1960 · Risk Pool Capitalization	25,881.50	10,669.25	15,212.25
1958 · Net PSPRS OPEB Asset TR 3	2,771.00	967.00	1,804.00
1957 · Net Pension Asset PSPRS TR3	30,542.00	0.00	30,542.00
1918 · Deferred Outflow PSPRS OPEB TR3	172.00	233.00	-61.00
1917 · Deferred Outflows PSPRS TR 3	93,368.00	68,709.00	24,659.00
1956 · Net OPEB Asset	196,597.00	116,047.00	80,550.00
1916 · Deferred outflow - PSPRS OPEB	1,130.00	15,462.00	-14,332.00
1915 · Deferred outflows - PSPRS	1,338,630.00	1,718,820.00	-380,190.00
<b>Total Other Assets</b>	<b>1,689,091.50</b>	<b>1,930,907.25</b>	<b>-241,815.75</b>
<b>TOTAL ASSETS</b>	<b>14,289,092.68</b>	<b>14,194,566.85</b>	<b>94,525.83</b>
<b>LIABILITIES &amp; EQUITY</b>			
<b>Liabilities</b>			
<b>Current Liabilities</b>			
<b>Accounts Payable</b>			
2000 · Accounts Payable	3,436.31	29,018.10	-25,581.79
<b>Total Accounts Payable</b>	<b>3,436.31</b>	<b>29,018.10</b>	<b>-25,581.79</b>
<b>Credit Cards</b>			
2010 · Bank of America Credit Card	3,527.45	-2,298.96	5,826.41
<b>Total Credit Cards</b>	<b>3,527.45</b>	<b>-2,298.96</b>	<b>5,826.41</b>
<b>Other Current Liabilities</b>			
2070 · Deferred Inflows - Leases	228,480.00	0.00	228,480.00
2359 · Net Pension Liab - Tier 3 PSPRS	0.00	952.00	-952.00
2316 · Deferred Inflows - PSPRS OPEB	122,692.00	84,556.00	38,136.00
2318 · Deferred Inflows PSPRS OPEB TR3	798.00	111.00	687.00
2317 · Deferred Inflows PSPRS TR3	22,681.00	1,122.00	21,559.00
2230 · Accrued Interest	1,815.53	2,628.78	-813.25
2030 · Compensated Absences Payable	143,280.96	113,296.86	29,984.10
2020 · Accrued Wages	21,722.67	107,632.68	-85,910.01
2315 · Deferred Inflows - PSPRS	1,151,232.00	447,048.00	704,184.00
<b>2100 · Payroll Liabilities</b>			
2127 · Union Dues Payable	0.00	450.00	-450.00
2128 · Health Insurance/Vision Ins.	8,161.38	8,848.74	-687.36
2100 · Payroll Liabilities - Other	4,941.17	22,235.54	-17,294.37
<b>Total 2100 · Payroll Liabilities</b>	<b>13,102.55</b>	<b>31,534.28</b>	<b>-18,431.73</b>
<b>Total Other Current Liabilities</b>	<b>1,705,804.71</b>	<b>788,881.60</b>	<b>916,923.11</b>
<b>Total Current Liabilities</b>	<b>1,712,768.47</b>	<b>815,600.74</b>	<b>897,167.73</b>

10:07 PM

02/16/23

Accrual Basis

**Tubac Fire District  
Balance Sheet  
As of January 31, 2023**

	<u>Jan 31, 23</u>	<u>Jan 31, 22</u>	<u>\$ Change</u>
<b>Long Term Liabilities</b>			
2335 · F150 Leases Payable	38,004.68	42,004.68	-4,000.00
2330 · Ambulance Lease Payable	88,502.84	116,321.83	-27,818.99
2355 · Net Pension Liability - PSPRS	2,382,923.00	3,427,245.00	-1,044,322.00
2320 · Bond Payable	2,666,560.72	3,075,821.11	-409,260.39
<b>Total Long Term Liabilities</b>	<u>5,175,991.24</u>	<u>6,661,392.62</u>	<u>-1,485,401.38</u>
<b>Total Liabilities</b>	<u>6,888,759.71</u>	<u>7,476,993.36</u>	<u>-588,233.65</u>
<b>Equity</b>			
3001 · Unrestricted	4,294,884.50	4,023,463.60	271,420.90
3510 · Restricted	-79,899.00	-79,899.00	0.00
3530 · Net Investment in Capital Asset	2,318,091.00	2,318,091.00	0.00
Net Income	867,256.47	455,917.89	411,338.58
<b>Total Equity</b>	<u>7,400,332.97</u>	<u>6,717,573.49</u>	<u>682,759.48</u>
<b>TOTAL LIABILITIES &amp; EQUITY</b>	<u><b>14,289,092.68</b></u>	<u><b>14,194,566.85</b></u>	<u><b>94,525.83</b></u>

**Tubac Fire District**  
**Summary of Reconciled Cash Balances**

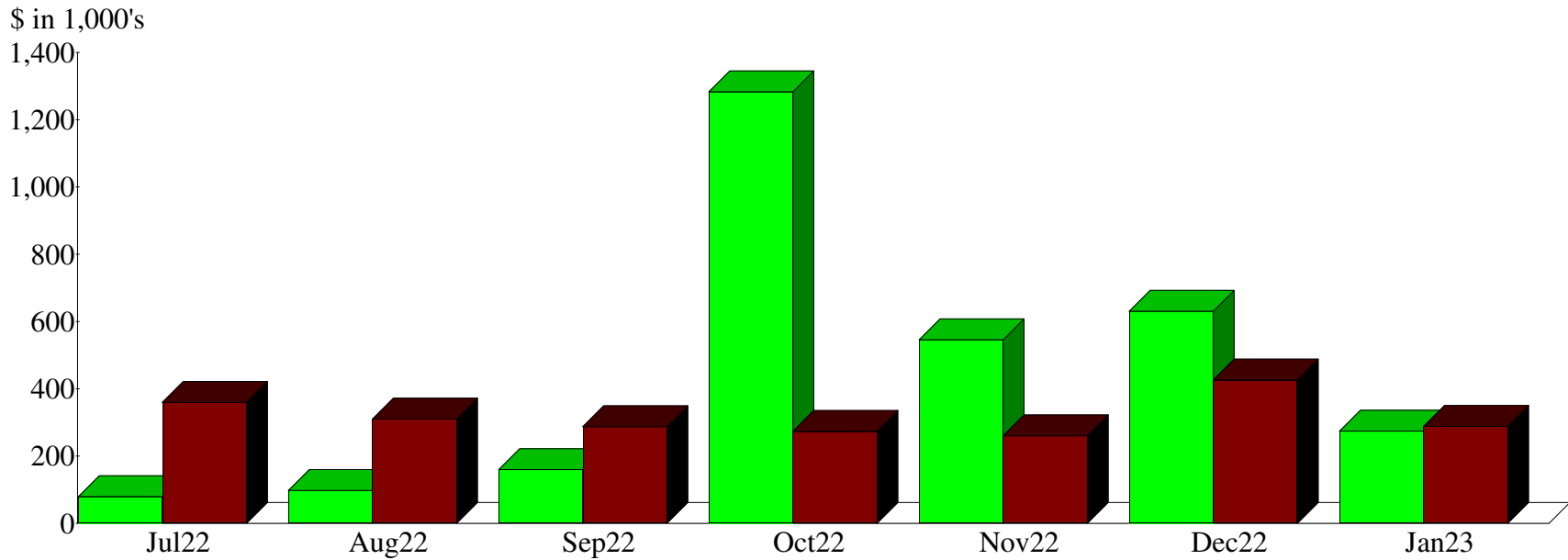
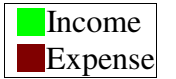
Period Ending  
01/31/2023

	Bank of America Checking	Santa Cruz County General Fund	Bank of America Savings	Santa Cruz County Bond Account
	<u>1/31/2023</u>	<u>1/31/2023</u>	<u>1/31/2023</u>	<u>1/31/2023</u>
<b>Beginning Balance</b>	1,157,713.81	411,672.72	4,646,601.52	536,417.07
<b>Cleared Transactions</b>				
Checks and Payments	(360,503.73)	(411,672.72)	-	-
Deposits and Credits	470,198.61	186,539.18	157.84	29,673.15
<b>Total Cleared Transactions</b>	<u>109,694.88</u>	<u>(225,133.54)</u>	<u>157.84</u>	<u>29,673.15</u>
<b>Cleared Balance</b>	<u><b>1,267,408.69</b></u>	<u><b>186,539.18</b></u>	<u><b>4,646,759.36</b></u>	<u><b>566,090.22</b></u>
<b>Uncleared Transactions</b>				
Checks and Payments	(2,060.46)	-	-	-
Deposits and Credits	446.74	-	-	-
<b>Total Uncleared Transactions</b>	<u>(1,613.72)</u>	<u>-</u>	<u>-</u>	<u>-</u>
<b>Register Balance as of 01/31/2023</b>	<u><u><b>1,265,794.97</b></u></u>	<u><u><b>186,539.18</b></u></u>	<u><u><b>4,646,759.36</b></u></u>	<u><u><b>566,090.22</b></u></u>

## Tubac Fire District Profit & Loss Budget Performance January 2023

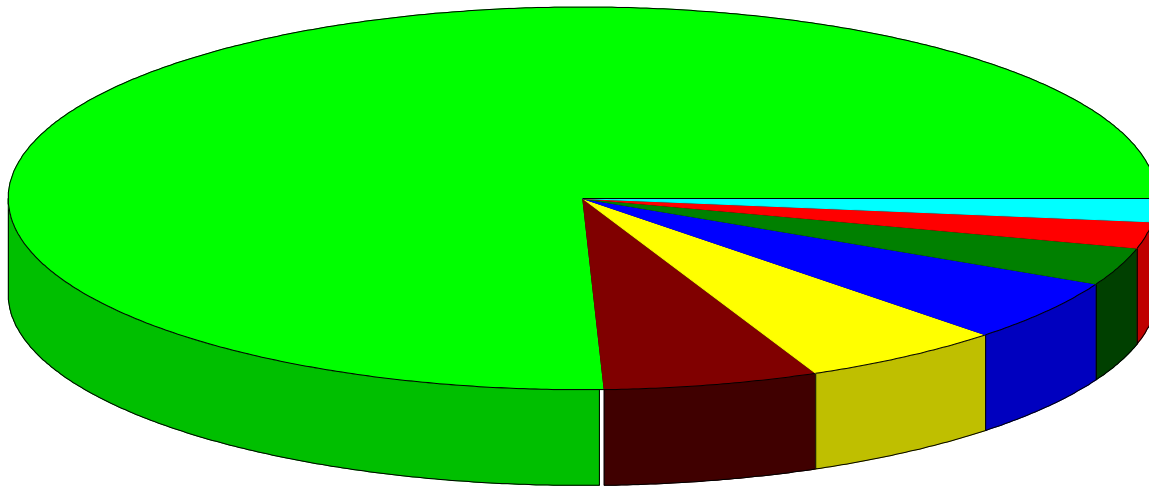
	Jan 23	Budget	\$ Over Budget	Jul '22 - Jan 23	YTD Budget	\$ Over Budget	Annual Budget
<b>Ordinary Income/Expense</b>							
<b>Income</b>							
<b>Tax Revenues</b>	215,477.13	162,656.00	52,821.13	2,501,770.28	2,247,201.00	254,569.28	3,545,370.00
<b>Non Tax Levy Revenue</b>							
4200 - Miscellaneous Revenue	9,694.16	7,876.00	1,818.16	101,746.28	55,132.00	46,614.28	94,500.00
4110 - EMS Revenue	49,231.79	50,833.00	-1,601.21	289,906.52	355,831.00	-65,924.48	610,000.00
4120 - Wildland Revenue	439.72	0.00	439.72	166,615.24	174,999.00	-8,383.76	350,000.00
8005 - Gain/Loss on sale of asset	0.00	0.00	0.00	14,197.75	0.00	14,197.75	0.00
<b>Total Non Tax Levy Revenue</b>	59,365.67	58,709.00	656.67	572,465.79	585,962.00	-13,496.21	1,054,500.00
<b>Total Income</b>	274,842.80	221,365.00	53,477.80	3,074,236.07	2,833,163.00	241,073.07	4,599,870.00
<b>Gross Profit</b>	274,842.80	221,365.00	53,477.80	3,074,236.07	2,833,163.00	241,073.07	4,599,870.00
<b>Expense</b>							
<b>Personnel Expenses</b>	212,366.60	201,846.00	10,520.60	1,668,625.74	1,711,135.00	-42,509.26	3,101,096.00
<b>Buildings &amp; Land</b>	16,342.40	21,217.00	-4,874.60	118,498.68	148,519.00	-30,020.32	254,600.00
<b>Vehicles &amp; Equipment</b>	28,219.00	24,059.00	4,160.00	129,017.41	149,765.00	-20,747.59	251,400.00
<b>Communications &amp; I.T.</b>	6,797.90	8,129.00	-1,331.10	71,785.54	79,033.00	-7,247.46	121,000.00
<b>Travel &amp; Training</b>	4,567.83	5,084.00	-516.17	51,044.77	44,238.00	6,806.77	69,300.00
<b>Managerial Expenses</b>	20,213.44	21,671.00	-1,457.56	136,542.04	134,847.00	1,695.04	201,350.00
<b>Total Expense</b>	288,507.17	282,006.00	6,501.17	2,175,514.18	2,267,537.00	-92,022.82	3,998,746.00
<b>Net Ordinary Income</b>	-13,664.37	-60,641.00	46,976.63	898,721.89	565,626.00	333,095.89	601,124.00
<b>Other Income/Expense</b>							
<b>Other Expense</b>							
8010 - Bond Interest	0.00	0.00	0.00	31,465.42	31,466.00	-0.58	62,931.00
<b>Total Other Expense</b>	0.00	0.00	0.00	31,465.42	31,466.00	-0.58	62,931.00
<b>Net Other Income</b>	0.00	0.00	0.00	-31,465.42	-31,466.00	0.58	-62,931.00
<b>Net Income</b>	<b>-13,664.37</b>	<b>-60,641.00</b>	<b>46,976.63</b>	<b>867,256.47</b>	<b>534,160.00</b>	<b>333,096.47</b>	<b>538,193.00</b>

Income and Expense by Month  
July 2022 through January 2023



Expense Summary  
July 2022 through January 2023

Personnel Expenses	75.61%
Managerial Expenses	6.19
Vehicles & Equipment	5.85
Buildings & Land	5.37
Communications & I.T.	3.25
Travel & Training	2.31
8010 - Bond Interest	1.43
<b>Total</b>	<b>\$2,206,979.60</b>



By Account

Tubac Fire District  
Fixed Assets Additions and Disposals

**Recorded in fixed asset accounts:**

Account Number	Account name	Addition/(Disposal) Amount	Description of Asset
1720	Building & Improvements		
1730	Vehicles	\$ (6,517.00)	Sale of Unit#1033
1730	Vehicles	\$ (7,680.75)	Sale of Unit#1039
1740	Equipment		
<b>TOTALS</b>		<b>\$ (14,197.75)</b>	

Prepared

2/16/2023 JVG, Finance Director.



**TUBAC FIRE DISTRICT**  
**Liabilities and Securities - FY22/23**

<b>LIABILITIES</b>						
Description	TOTAL PRICE	CURRENT BALANCE	INTEREST RATE	FY22/23 PAYMENTS	NEXT PAYMENT	DATE OF PAYOFF
Bond	\$6,795,000.00	\$2,666,560.72	2.36%	\$31,465.42	7/1/2023	7/1/2028
Lease Payable	\$195,131.69	\$88,502.84	3.71%	\$32,134.52	2/1/2024	2/1/2026
Net Pension Liability - PSPRS		\$2,382,923.00				
F150 Lease Payable		\$38,004.68				
	<b>Totals</b>	<b>\$5,175,991.24</b>		<b>\$63,599.94</b>		

<b>SECURITIES</b>				
Broker	CUSIP #	Description	Market Value	Maturity Date
		<b>Totals</b>	<b>\$0.00</b>	

☞ Net balance owed = **\$5,175,991.24**

10:08 PM

02/16/23

Accrual Basis

**Tubac Fire District  
Fleet Repairs & Maintenance  
January 2023**

Date	Source Name	Memo	Amount
<b>Ambulance 1058</b>			
01/03/2023	California Tire	Tire Repair	18.00
Total Ambulance 1058			18.00
<b>Apparatus</b>			
<b>Ambulance 1053</b>			
01/06/2023	Ace	Connectors, extension cord, plug to repair unit #1053	139.58
Total Ambulance 1053			139.58
<b>Rescue 1038</b>			
01/31/2023	Merle's Automotive Supply	2 Batteries and Core	302.66
Total Rescue 1038			302.66
<b>Rescue 1043</b>			
01/03/2023	Merle's Automotive Supply	Solenoid, Universal Starter, Ring Terminals	115.14
01/27/2023	Merle's Automotive Supply	Resis Tank	403.20
Total Rescue 1043			518.34
<b>Type 1 Engine 1041</b>			
01/10/2023	IFC Radios & Safety	4 each parts for unit #1041	15.01
Total Type 1 Engine 1041			15.01
<b>Type 1 Engine 1042</b>			
01/31/2023	W.W. Williams	Service and Repairs done on unit 1042 Parts \$3,816.90 ...	7,220.90
Total Type 1 Engine 1042			7,220.90
Total Apparatus			8,196.49
<b>Golf Cart 1059</b>			
01/30/2023	Amazon	2 Adapter for the golf cart charging	55.92
Total Golf Cart 1059			55.92
<b>Stations</b>			
<b>Station 1</b>			
01/03/2023	Merle's Automotive Supply	5/8 PIN and Clip, 1 Drip Pan, 1/2 Gal Galvanize	34.77
Total Station 1			34.77
Total Stations			34.77
<b>TOTAL</b>			<b>8,305.18</b>

10:08 PM

02/16/23

Accrual Basis

**Tubac Fire District**  
**Station Utilities, Supplies, and Repairs & Maintenance**  
**January 2023**

Date	Source Name	Memo	Amount
<b>Stations</b>			
<b>Station 1</b>			
01/01/2023	Linde 3502	Med High pressure 50cf and Med High Pressure 11/20/23 - 12/20/22	738.32
01/04/2023	Prudential Overall Supply	Mats Laundry Bags White Massage Towels for Station 1	43.47
01/10/2023	Arizona Propane	Propane for station 3	189.78
01/10/2023	Century Link 326B	Internet Jan. 2023	188.12
01/11/2023	Prudential Overall Supply	Mats Laundry Bags White Massage Towels for Station 1	43.47
01/11/2023	EPCOR	Dec. 2022 Water bill for station 1	59.45
01/18/2023	Unisource Energy Services (Electric)	2227 E. Frontage Rd 12/15/22 - 01/17/23	451.93
01/18/2023	Terminix	Pest Control for Station 1	60.00
01/18/2023	Unisource Energy Services (Gas)	2227 E. Frontage Rd 12/15/22 - 01/17/23	128.12
01/18/2023	Unisource Energy Services (Gas)	2227 E. Frontage Rd 12/15/22 - 01/17/23	21.39
01/18/2023	Prudential Overall Supply	Mats Laundry Bags White Massage Towels for Station 1	43.48
01/20/2023	Simply Bits, LLC	Account #: CA243379 Host VoIP bundle and VoIP Service	873.12
01/24/2023	Direct TV - 9236	TV for period 01/18/23 - 02/17/23	149.98
01/25/2023	Prudential Overall Supply	Mats Laundry Bags White Massage Towels for Station 1	43.48
01/31/2023	Waste Management of Tucson	Trash Service for Station #1 02/01/23 - 02/28/23	241.91
Total Station 1			3,276.02
<b>Station 2</b>			
01/01/2023	Central Alarm	Service Alarm at Station 2	60.00
01/04/2023	Prudential Overall Supply	Mats Laundry Bags White Massage Towels for Station 2	50.40
01/05/2023	Terminix	Pest Control for Station 2	60.00
01/06/2023	Home Depot	Station keys for Station #2 - Captains	7.54
01/10/2023	Century Link 011B	Monthly Internet for Station 2	62.60
01/11/2023	Prudential Overall Supply	Mats Laundry Bags White Massage Towels for Station 2	50.40
01/14/2023	Family Dollar	Bait traps for station #2	19.77
01/17/2023	Liberty Utilities #84201956-84305894	Service Address: 1360 W. Frontage Rd 12/09/22 - 01/10/23	310.61
01/18/2023	Family Dollar	Water for Station #2	24.75
01/18/2023	Prudential Overall Supply	Mats Laundry Bags White Massage Towels for Station 2	50.40
01/20/2023	Simply Bits, LLC	Account #: CA243379 Host VoIP bundle and VoIP Service	556.61
01/20/2023	Simply Bits, LLC	Account #: CA243378 Host VoIP bundle and VoIP Service	658.02
01/23/2023	Unisource Energy Services (Electric)	455 Camino Agosto 12/21/22 - 01/23/23	137.42
01/25/2023	Prudential Overall Supply	Mats Laundry Bags White Massage Towels for Station 2	50.40
01/25/2023	Unisource Energy Services (Electric)	583 Camino Lito Galindo 12/21/22 - 01/23/23	685.32
01/29/2023	Unlimited Plumbing Works, LLC.*	Service call for gas leak Found dryer vent disconnected	125.00
Total Station 2			2,909.24
<b>Station 3</b>			
01/01/2023	Jesse Espinoza	Repair of Dishwasher at Station 3	225.00
01/03/2023	Direct TV - 0393	Direct TV 1/02/23 - 02/01/23	156.98
01/04/2023	Prudential Overall Supply	Mats Laundry Bags White Massage Towels for Station 3	46.13
01/11/2023	Prudential Overall Supply	Mats Laundry Bags White Massage Towels for Station 3	46.13
01/18/2023	Prudential Overall Supply	Mats Laundry Bags White Massage Towels for Station 3	46.13
01/25/2023	Prudential Overall Supply	Mats Laundry Bags White Massage Towels for Station 3	46.13
01/26/2023	Unisource Energy Services (Electric)	333 Camino Josephina 12/22/22 - 01/24/23	897.77
01/27/2023	Home Depot	Dishwasher for Station 3.	736.96
01/27/2023	Home Depot	Sales Tax	41.96
01/28/2023	Direct TV - 9885	Direct TV 12/27/22 - 01/26/23	184.34
Total Station 3			2,427.53

10:08 PM

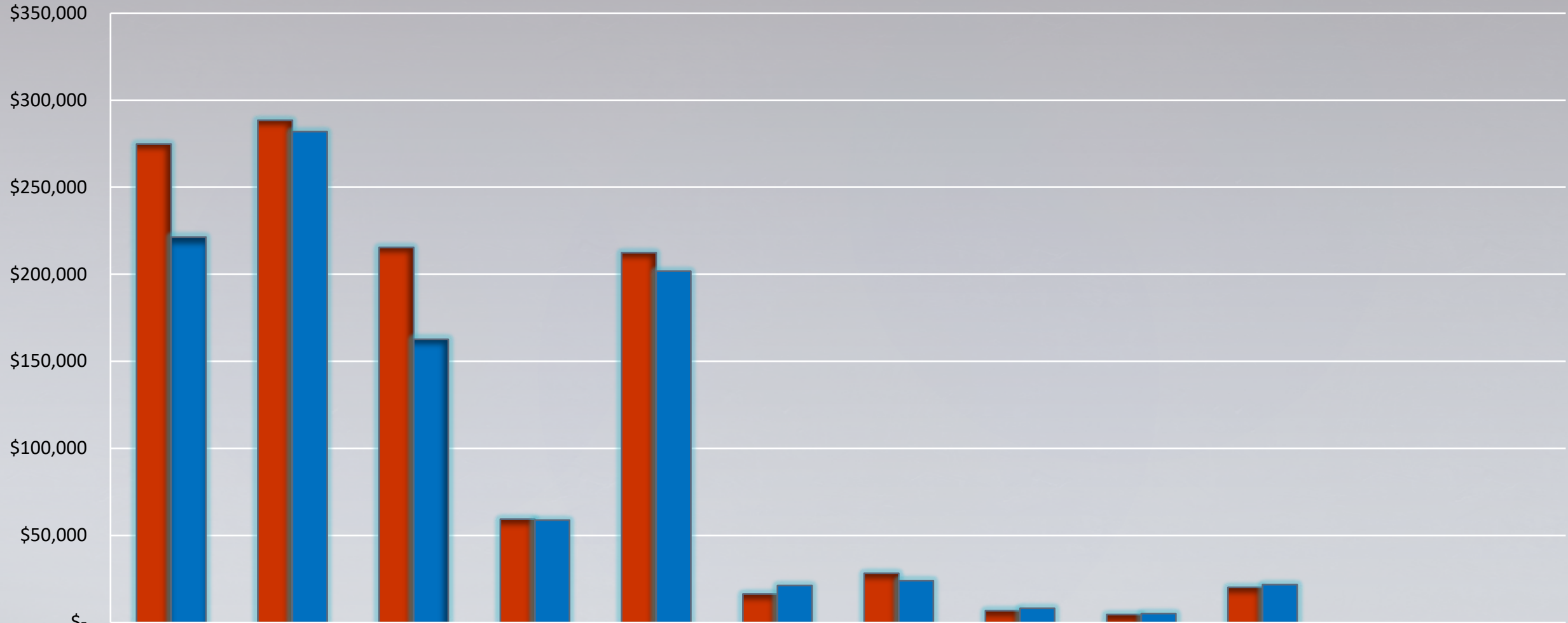
02/16/23

Accrual Basis

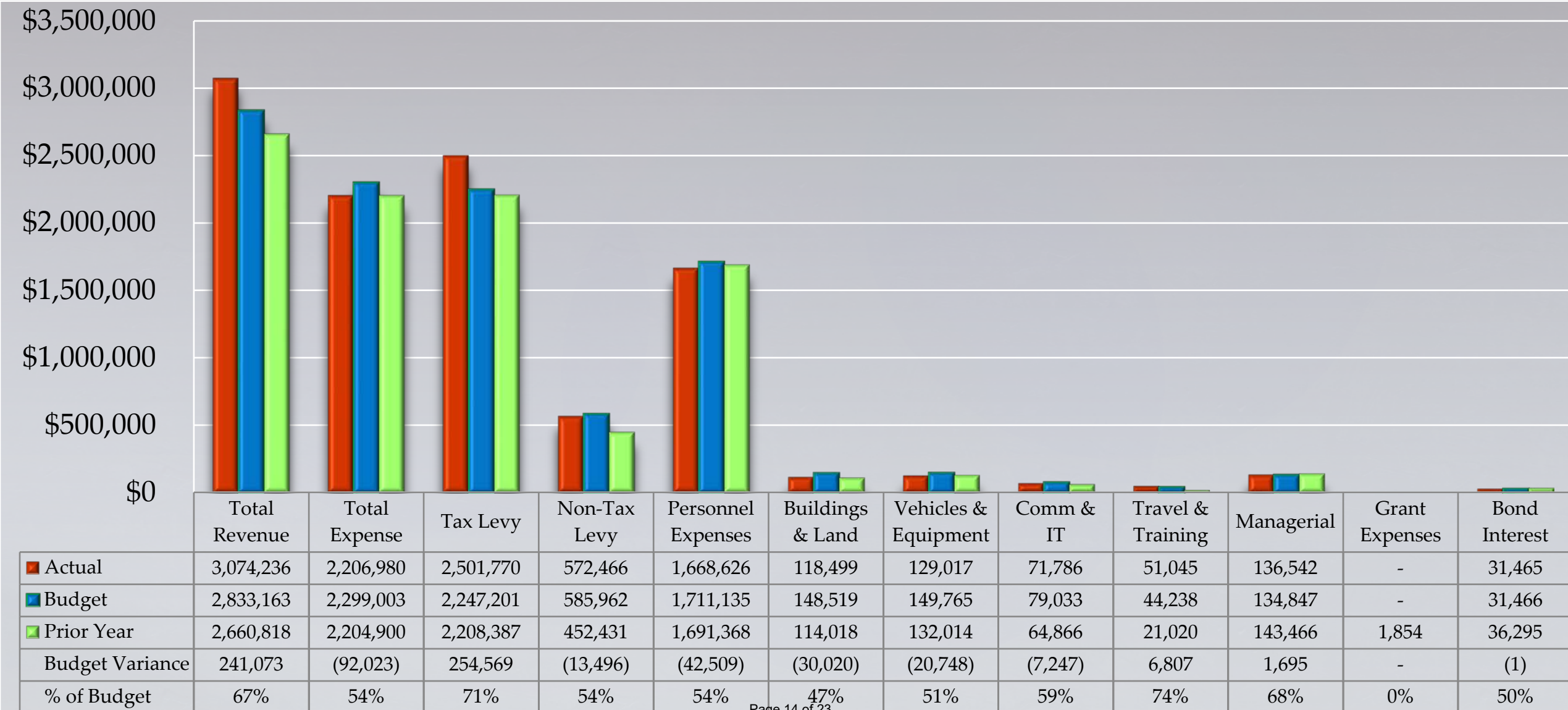
**Tubac Fire District**  
**Station Utilities, Supplies, and Repairs & Maintenance**  
**January 2023**

Date	Source Name	Memo	Amount
<b>Station 4</b>			
01/04/2023	Unisource Energy Services (Electric)	149 Ruta Cameron 11/23/22 - 12/27/22	931.84
01/04/2023	Prudential Overall Supply	Mats Laundry Bags White Massage Towels for Station 4	46.13
01/05/2023	Liberty Utilities #84207237-84305894	Service Address: 149 Ruta Comaron from 10/29/22 - 11/29/22	490.51
01/11/2023	Prudential Overall Supply	Mats Laundry Bags White Massage Towels for Station 4	46.13
01/18/2023	Prudential Overall Supply	Mats Laundry Bags White Massage Towels for Station 4	46.13
01/20/2023	Simply Bits, LLC	Account #: CA17981 Host VoIP bundle and VoIP Service	559.15
01/25/2023	Prudential Overall Supply	Mats Laundry Bags White Massage Towels for Station 4	46.13
01/31/2023	Unisource Energy Services (Electric)	149 Ruta Camaron 12/27/22 - 01/25/23	816.89
Total Station 4			2,982.91
Total Stations			11,595.70
<b>TOTAL</b>			<b>11,595.70</b>


# January 2023



# Fiscal Year to Date Budget to Actual



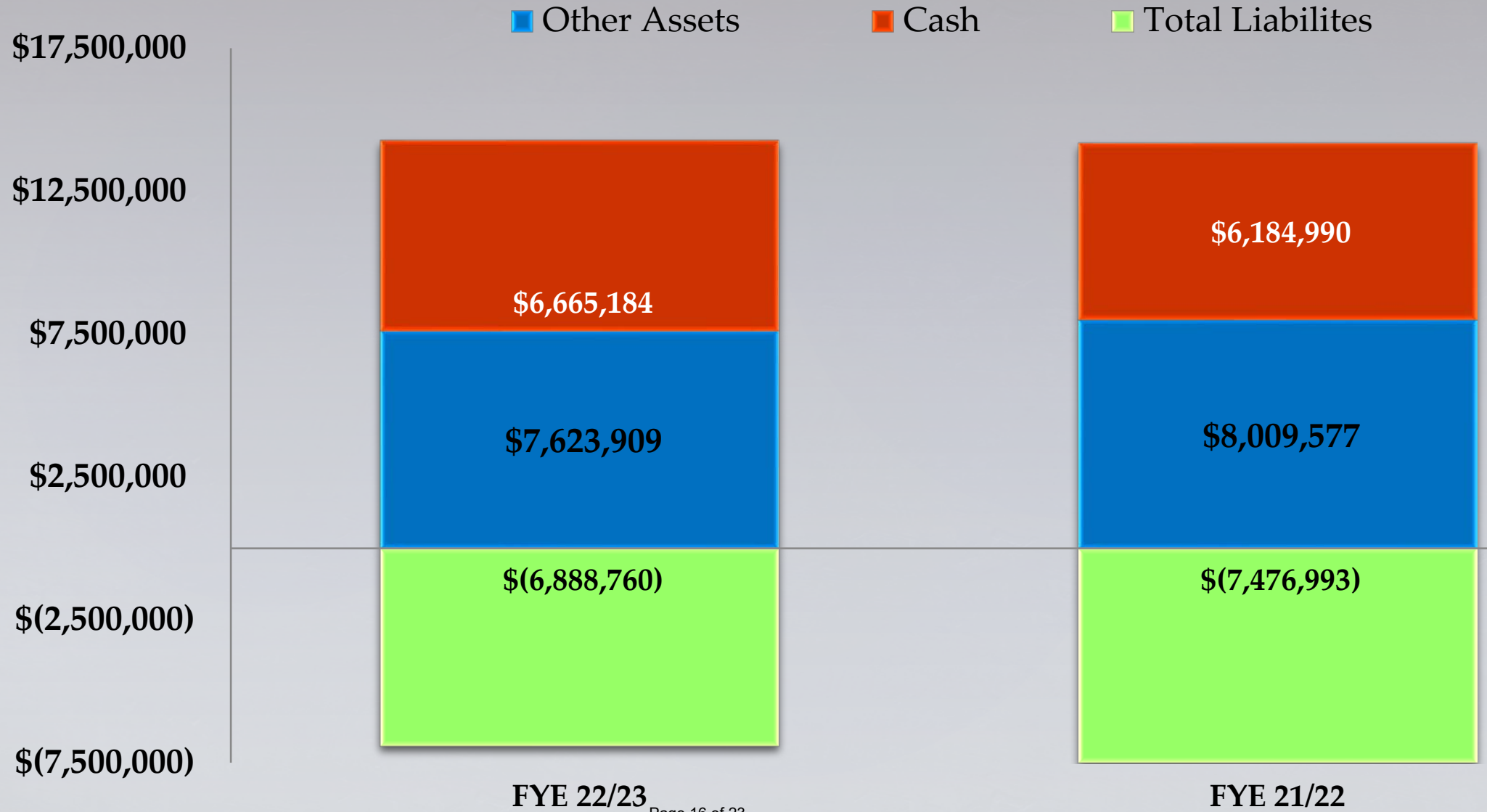
# Percentage of Expenses Year to Date



## Fire District Averages

Personnel	81%
Operations	11%
Communications	2%
Administrative	6%

# Cash Position





Tubac Fire District  
**Monthly Disbursement Report**  
January 2023

Type	Date	Num	Name	Memo	Amount	Balance
<b>1072 - Bill.com Money Out Clearing</b>						
Bill Pmt -Che...	01/06/2023	Bill.com	Voyager Fleet Systems Inc	https://app01.us.bill.com/BillPa...	-389.04	-389.04
Bill Pmt -Che...	01/06/2023	Bill.com	MetLife	https://app01.us.bill.com/BillPa...	-2,863.43	-3,252.47
Bill Pmt -Che...	01/06/2023	Bill.com	Backflow Technologies	https://app01.us.bill.com/BillPa...	-500.00	-3,752.47
Bill Pmt -Che...	01/06/2023	Bill.com	Unisource Energy Services (Electric)	https://app01.us.bill.com/BillPa...	-865.69	-4,618.16
Bill Pmt -Che...	01/06/2023	Bill.com	Direct TV - 9236	https://app01.us.bill.com/BillPa...	-149.98	-4,768.14
Bill Pmt -Che...	01/06/2023	Bill.com	Prudential Overall Supply	https://app01.us.bill.com/BillPa...	-50.40	-4,818.54
Bill Pmt -Che...	01/06/2023	Bill.com	Merle's Automotive Supply	https://app01.us.bill.com/BillPa...	-149.91	-4,968.45
Bill Pmt -Che...	01/06/2023	Bill.com	V191 & Associates	https://app01.us.bill.com/BillPa...	-541.67	-5,510.12
Bill Pmt -Che...	01/06/2023	Bill.com	Unisource Energy Services (Electric)	https://app01.us.bill.com/BillPa...	-931.84	-6,441.96
Bill Pmt -Che...	01/06/2023	Bill.com	Merle's Automotive Supply	https://app01.us.bill.com/BillPa...	-46.22	-6,488.18
Bill Pmt -Che...	01/06/2023	Bill.com	Boyle, Pecharich, Cline, Whittington	https://app01.us.bill.com/BillPa...	-2,655.00	-9,143.18
Bill Pmt -Che...	01/06/2023	Bill.com	Nogales Tactical LLC*	https://app01.us.bill.com/BillPa...	-244.35	-9,387.53
Bill Pmt -Che...	01/06/2023	Bill.com	J2 Laboratories	https://app01.us.bill.com/BillPa...	-28.00	-9,415.53
Bill Pmt -Che...	01/06/2023	Bill.com	Century Link 326B	https://app01.us.bill.com/BillPa...	-187.22	-9,602.75
Bill Pmt -Che...	01/06/2023	Bill.com	V191 & Associates	https://app01.us.bill.com/BillPa...	-300.00	-9,902.75
Bill Pmt -Che...	01/06/2023	Bill.com	Waste Management of Tucson	https://app01.us.bill.com/BillPa...	-219.25	-10,122.00
Bill Pmt -Che...	01/06/2023	Bill.com	Prudential Overall Supply	https://app01.us.bill.com/BillPa...	-46.13	-10,168.13
Bill Pmt -Che...	01/06/2023	Bill.com	Senergy Petroleum	https://app01.us.bill.com/BillPa...	-2,485.90	-12,654.03
Bill Pmt -Che...	01/06/2023	Bill.com	Direct TV - 9885	https://app01.us.bill.com/BillPa...	-153.24	-12,807.27
Bill Pmt -Che...	01/06/2023	Bill.com	Prudential Overall Supply	https://app01.us.bill.com/BillPa...	-46.13	-12,853.40
Bill Pmt -Che...	01/06/2023	Bill.com	Prudential Overall Supply	https://app01.us.bill.com/BillPa...	-43.47	-12,896.87
Bill Pmt -Che...	01/06/2023	Bill.com	Waste Management of Tucson	https://app01.us.bill.com/BillPa...	-240.85	-13,137.72
Bill Pmt -Che...	01/06/2023	Bill.com	Terminix	https://app01.us.bill.com/BillPa...	-149.00	-13,286.72
General Jour...	01/06/2023	2023-088		BILL 01/06/23 Payables Funding	13,286.72	0.00
Bill Pmt -Che...	01/18/2023	Bill.com	California Tire	https://app01.us.bill.com/BillPa...	-18.00	-18.00
Bill Pmt -Che...	01/18/2023	Bill.com	Jesse Espinoza	https://app01.us.bill.com/BillPa...	-225.00	-243.00
Bill Pmt -Che...	01/18/2023	Bill.com	Direct TV - 2827	https://app01.us.bill.com/BillPa...	-156.98	-399.98
Bill Pmt -Che...	01/18/2023	Bill.com	James Vincent Group	https://app01.us.bill.com/BillPa...	-6,925.00	-7,324.98
Bill Pmt -Che...	01/18/2023	Bill.com	Arizona Propane	https://app01.us.bill.com/BillPa...	-189.78	-7,514.76
Bill Pmt -Che...	01/18/2023	Bill.com	Direct TV - 0393	https://app01.us.bill.com/BillPa...	-156.98	-7,671.74
Bill Pmt -Che...	01/18/2023	Bill.com	Prudential Overall Supply	https://app01.us.bill.com/BillPa...	-43.47	-7,715.21
Bill Pmt -Che...	01/18/2023	Bill.com	Fry Fire District*	https://app01.us.bill.com/BillPa...	-1,062.09	-8,777.30
Bill Pmt -Che...	01/18/2023	Bill.com	Valley Imaging Solutions Inc.	https://app01.us.bill.com/BillPa...	-141.36	-8,918.66
Bill Pmt -Che...	01/18/2023	Bill.com	Nogales Tactical LLC*	https://app01.us.bill.com/BillPa...	-130.32	-9,048.98
Bill Pmt -Che...	01/18/2023	Bill.com	Human Resource Strategies	https://app01.us.bill.com/BillPa...	-500.00	-9,548.98
Bill Pmt -Che...	01/18/2023	Bill.com	Liberty Utilities #84207237-84305894	https://app01.us.bill.com/BillPa...	-490.51	-10,039.49
Bill Pmt -Che...	01/18/2023	Bill.com	Valley Imaging Solutions Inc.	https://app01.us.bill.com/BillPa...	-12.78	-10,052.27
Bill Pmt -Che...	01/18/2023	Bill.com	Nextrio, LLC	https://app01.us.bill.com/BillPa...	-3,434.55	-13,486.82
Bill Pmt -Che...	01/18/2023	Bill.com	Securis	https://app01.us.bill.com/BillPa...	-36,067.50	-49,554.32
Bill Pmt -Che...	01/18/2023	Bill.com	National Bank of Arizona	https://app01.us.bill.com/BillPa...	-32,134.52	-81,688.84
Bill Pmt -Che...	01/18/2023	Bill.com	Prudential Overall Supply	https://app01.us.bill.com/BillPa...	-46.13	-81,734.97
Bill Pmt -Che...	01/18/2023	Bill.com	Nextrio, LLC	https://app01.us.bill.com/BillPa...	-551.72	-82,286.69
Bill Pmt -Che...	01/18/2023	Bill.com	Ohana Direct Primary Care LLC	https://app01.us.bill.com/BillPa...	-499.98	-82,786.67

Tubac Fire District  
**Monthly Disbursement Report**  
January 2023

Type	Date	Num	Name	Memo	Amount	Balance
Bill Pmt -Che...	01/18/2023	Bill.com	Verizon	https://app01.us.bill.com/BillPa...	-471.65	-83,258.32
Bill Pmt -Che...	01/18/2023	Bill.com	Prudential Overall Supply	https://app01.us.bill.com/BillPa...	-50.40	-83,308.72
Bill Pmt -Che...	01/18/2023	Bill.com	Nextrio, LLC	https://app01.us.bill.com/BillPa...	-2,369.25	-85,677.97
Bill Pmt -Che...	01/18/2023	Bill.com	Prudential Overall Supply	https://app01.us.bill.com/BillPa...	-46.13	-85,724.10
Bill Pmt -Che...	01/18/2023	Bill.com	Verizon	https://app01.us.bill.com/BillPa...	-360.09	-86,084.19
General Jour...	01/18/2023	2023-095		BILL 01/18/23 Payables Funding	86,084.19	0.00
Bill Pmt -Che...	01/19/2023	Bill.com	IRPromos, LLC	https://app01.us.bill.com/BillPa...	-523.43	-523.43
Bill Pmt -Che...	01/19/2023	Bill.com	Life-Assist, Inc.	https://app01.us.bill.com/BillPa...	-1,783.66	-2,307.09
Bill Pmt -Che...	01/19/2023	Bill.com	IRPromos, LLC	https://app01.us.bill.com/BillPa...	-662.44	-2,969.53
Bill Pmt -Che...	01/19/2023	Bill.com	Life-Assist, Inc.	https://app01.us.bill.com/BillPa...	-76.00	-3,045.53
Bill Pmt -Che...	01/19/2023	Bill.com	IRPromos, LLC	https://app01.us.bill.com/BillPa...	-1,028.43	-4,073.96
General Jour...	01/19/2023	2023-105		BILL 01/19/23 Payables Funding	4,073.96	0.00
Bill Pmt -Che...	01/24/2023	Bill.com	Verizon	https://app01.us.bill.com/BillPa...	-100.12	-100.12
Bill Pmt -Che...	01/24/2023	Bill.com	CPS HR Consulting	https://app01.us.bill.com/BillPa...	-170.00	-270.12
Bill Pmt -Che...	01/24/2023	Bill.com	Central Alarm	https://app01.us.bill.com/BillPa...	-60.00	-330.12
Bill Pmt -Che...	01/24/2023	Bill.com	Linde 9892	https://app01.us.bill.com/BillPa...	-198.96	-529.08
Bill Pmt -Che...	01/24/2023	Bill.com	Prudential Overall Supply	https://app01.us.bill.com/BillPa...	-46.13	-575.21
Bill Pmt -Che...	01/24/2023	Bill.com	Nogales Tactical LLC*	https://app01.us.bill.com/BillPa...	-38.01	-613.22
Bill Pmt -Che...	01/24/2023	Bill.com	Life-Assist, Inc.	https://app01.us.bill.com/BillPa...	-87.41	-700.63
Bill Pmt -Che...	01/24/2023	Bill.com	Prudential Overall Supply	https://app01.us.bill.com/BillPa...	-50.40	-751.03
Bill Pmt -Che...	01/24/2023	Bill.com	Terminix	https://app01.us.bill.com/BillPa...	-60.00	-811.03
Bill Pmt -Che...	01/24/2023	Bill.com	Terminix	https://app01.us.bill.com/BillPa...	-60.00	-871.03
Bill Pmt -Che...	01/24/2023	Bill.com	Nogales Tactical LLC*	https://app01.us.bill.com/BillPa...	-354.04	-1,225.07
Bill Pmt -Che...	01/24/2023	Bill.com	Linde 3502	https://app01.us.bill.com/BillPa...	-738.32	-1,963.39
Bill Pmt -Che...	01/24/2023	Bill.com	United Fire Equipment Co.	https://app01.us.bill.com/BillPa...	-180.00	-2,143.39
Bill Pmt -Che...	01/24/2023	Bill.com	Linde 8440	https://app01.us.bill.com/BillPa...	-532.43	-2,675.82
Bill Pmt -Che...	01/24/2023	Bill.com	Terminix	https://app01.us.bill.com/BillPa...	-152.00	-2,827.82
Bill Pmt -Che...	01/24/2023	Bill.com	Prudential Overall Supply	https://app01.us.bill.com/BillPa...	-43.48	-2,871.30
Bill Pmt -Che...	01/24/2023	Bill.com	Nogales Tactical LLC*	https://app01.us.bill.com/BillPa...	-260.64	-3,131.94
Bill Pmt -Che...	01/24/2023	Bill.com	Nogales Tactical LLC*	https://app01.us.bill.com/BillPa...	-700.46	-3,832.40
Bill Pmt -Che...	01/24/2023	Bill.com	Prudential Overall Supply	https://app01.us.bill.com/BillPa...	-46.13	-3,878.53
Bill Pmt -Che...	01/24/2023	Bill.com	Nogales Tactical LLC*	https://app01.us.bill.com/BillPa...	-354.04	-4,232.57
Bill Pmt -Che...	01/24/2023	Bill.com	Waxie Sanitary Supply	https://app01.us.bill.com/BillPa...	-437.85	-4,670.42
Bill Pmt -Che...	01/24/2023	Bill.com	Nogales Tactical LLC*	https://app01.us.bill.com/BillPa...	-76.02	-4,746.44
General Jour...	01/24/2023	2023-101		BILL 01/24/23 Payables Funding	4,746.44	0.00
Bill Pmt -Che...	01/26/2023	Bill.com	Legal Shield	https://app01.us.bill.com/BillPa...	-105.70	-105.70
Bill Pmt -Che...	01/26/2023	Bill.com	EMI Health	https://app01.us.bill.com/BillPa...	-18,277.47	-18,383.17
Bill Pmt -Che...	01/26/2023	Bill.com	MetLife	https://app01.us.bill.com/BillPa...	-5,410.33	-23,793.50
Bill Pmt -Che...	01/26/2023	Bill.com	Vision Service Plan	https://app01.us.bill.com/BillPa...	-335.96	-24,129.46
Bill Pmt -Che...	01/26/2023	Bill.com	Nogales Tactical LLC*	https://app01.us.bill.com/BillPa...	-146.61	-24,276.07
Bill Pmt -Che...	01/26/2023	Bill.com	Great America Leasing Corp.	https://app01.us.bill.com/BillPa...	-348.15	-24,624.22
Bill Pmt -Che...	01/26/2023	Bill.com	Quill Corporation	https://app01.us.bill.com/BillPa...	-150.81	-24,775.03
Bill Pmt -Che...	01/26/2023	Bill.com	Human Resource Strategies	https://app01.us.bill.com/BillPa...	-6,500.00	-31,275.03
Bill Pmt -Che...	01/26/2023	Bill.com	Nogales Tactical LLC*	https://app01.us.bill.com/BillPa...	-245.44	-31,520.47
Bill Pmt -Che...	01/26/2023	Bill.com	Pitney Bowes Global Financial Servic...	https://app01.us.bill.com/BillPa...	-15.99	-31,536.46

9:58 PM  
02/16/23  
Accrual Basis

Tubac Fire District  
**Monthly Disbursement Report**  
January 2023

Type	Date	Num	Name	Memo	Amount	Balance
Bill Pmt -Che...	01/26/2023	Bill.com	Modular Solutions	https://app01.us.bill.com/BillPa...	-800.00	-32,336.46
Bill Pmt -Che...	01/26/2023	Bill.com	Nogales Tactical LLC*	https://app01.us.bill.com/BillPa...	-354.04	-32,690.50
General Jour...	01/26/2023	2023-104		BILL 01/26/23 Payables Funding	32,690.50	0.00
Bill Pmt -Che...	01/27/2023	Bill.com	Prudential Overall Supply	https://app01.us.bill.com/BillPa...	-46.13	-46.13
Bill Pmt -Che...	01/27/2023	Bill.com	Prudential Overall Supply	https://app01.us.bill.com/BillPa...	-50.40	-96.53
Bill Pmt -Che...	01/27/2023	Bill.com	Direct TV - 9236	https://app01.us.bill.com/BillPa...	-149.98	-246.51
Bill Pmt -Che...	01/27/2023	Bill.com	Century Link 326B	https://app01.us.bill.com/BillPa...	-188.12	-434.63
Bill Pmt -Che...	01/27/2023	Bill.com	Unisource Energy Services (Electric)	https://app01.us.bill.com/BillPa...	-451.93	-886.56
Bill Pmt -Che...	01/27/2023	Bill.com	Prudential Overall Supply	https://app01.us.bill.com/BillPa...	-43.48	-930.04
Bill Pmt -Che...	01/27/2023	Bill.com	EPCOR	https://app01.us.bill.com/BillPa...	-59.45	-989.49
Bill Pmt -Che...	01/27/2023	Bill.com	CenturyLink	https://app01.us.bill.com/BillPa...	-3.69	-993.18
Bill Pmt -Che...	01/27/2023	Bill.com	Century Link 011B	https://app01.us.bill.com/BillPa...	-62.60	-1,055.78
Bill Pmt -Che...	01/27/2023	Bill.com	Simply Bits, LLC	https://app01.us.bill.com/BillPa...	-556.61	-1,612.39
Bill Pmt -Che...	01/27/2023	Bill.com	United Fire Equipment Co.	https://app01.us.bill.com/BillPa...	-225.00	-1,837.39
Bill Pmt -Che...	01/27/2023	Bill.com	Liberty Utilities #84201956-84305894	https://app01.us.bill.com/BillPa...	-310.61	-2,148.00
Bill Pmt -Che...	01/27/2023	Bill.com	Unisource Energy Services (Gas)	https://app01.us.bill.com/BillPa...	-128.12	-2,276.12
Bill Pmt -Che...	01/27/2023	Bill.com	Unisource Energy Services (Electric)	https://app01.us.bill.com/BillPa...	-685.32	-2,961.44
Bill Pmt -Che...	01/27/2023	Bill.com	United Fire Equipment Co.	https://app01.us.bill.com/BillPa...	-225.00	-3,186.44
Bill Pmt -Che...	01/27/2023	Bill.com	Unisource Energy Services (Gas)	https://app01.us.bill.com/BillPa...	-21.39	-3,207.83
Bill Pmt -Che...	01/27/2023	Bill.com	Simply Bits, LLC	https://app01.us.bill.com/BillPa...	-559.15	-3,766.98
Bill Pmt -Che...	01/27/2023	Bill.com	Simply Bits, LLC	https://app01.us.bill.com/BillPa...	-658.02	-4,425.00
Bill Pmt -Che...	01/27/2023	Bill.com	AHS RESCUE	https://app01.us.bill.com/BillPa...	-3,554.05	-7,979.05
Bill Pmt -Che...	01/27/2023	Bill.com	United Fire Equipment Co.	https://app01.us.bill.com/BillPa...	-252.00	-8,231.05
Bill Pmt -Che...	01/27/2023	Bill.com	Simply Bits, LLC	https://app01.us.bill.com/BillPa...	-873.12	-9,104.17
Bill Pmt -Che...	01/27/2023	Bill.com	Prudential Overall Supply	https://app01.us.bill.com/BillPa...	-46.13	-9,150.30
Bill Pmt -Che...	01/27/2023	Bill.com	United Fire Equipment Co.	https://app01.us.bill.com/BillPa...	-225.00	-9,375.30
General Jour...	01/27/2023	2023-102		BILL 01/27/23 Payables Funding	9,375.30	0.00
Total 1072 · Bill.com Money Out Clearing					0.00	0.00
<b>1127 · Cash with County Treasurer</b>						
Deposit	01/17/2023	50055		Property tax revenue - Decemb...	-411,672.72	-411,672.72
General Jour...	01/31/2023	2023-107	Santa Cruz Cnty Treasurer's Office*	January Property Tax	186,143.86	-225,528.86
Deposit	01/31/2023			Interest	395.32	-225,133.54
Total 1127 · Cash with County Treasurer					-225,133.54	-225,133.54

9:58 PM  
02/16/23  
Accrual Basis

Tubac Fire District  
**Monthly Disbursement Report**  
January 2023

Type	Date	Num	Name	Memo	Amount	Balance
<b>1129 - Operational</b>						
Deposit	01/03/2023			Deposit	1,795.16	1,795.16
Check	01/03/2023	ACH	Bank of America	372682813889 - B of A Mercha...	-363.41	1,431.75
Deposit	01/03/2023			Deposit	265.00	1,696.75
Deposit	01/03/2023			Deposit	1,137.59	2,834.34
Deposit	01/04/2023			Deposit	3,125.28	5,959.62
Deposit	01/04/2023			Deposit	179.98	6,139.60
Deposit	01/05/2023			Deposit	2,312.65	8,452.25
Deposit	01/05/2023			Deposit	75.00	8,527.25
Deposit	01/05/2023			Deposit	1,543.17	10,070.42
Deposit	01/05/2023			Deposit	1,250.00	11,320.42
General Jour...	01/06/2023	2023-088		BILL 01/06/23 Payables Funding	-13,286.72	-1,966.30
Check	01/06/2023	EFT	Bill.com		-269.90	-2,236.20
Deposit	01/09/2023			Deposit	1,469.98	-766.22
Deposit	01/09/2023			Deposit	1,200.17	433.95
Deposit	01/09/2023			Deposit	189.44	623.39
Check	01/10/2023	25954	Green Valley F.F.A.	Pay period ending January 8, 2...	-360.00	263.39
Check	01/10/2023	25955	Security Benefit	Payer ID#613624000/ Pay Peri...	-350.00	-86.61
Check	01/11/2023	ACH	Health Equity	Monthly fees for January 2023 -...	-27.50	-114.11
Deposit	01/11/2023			Deposit	50.00	-64.11
Deposit	01/11/2023			Deposit	929.04	864.93
Deposit	01/11/2023			Deposit	1,434.64	2,299.57
Deposit	01/11/2023			Deposit	92.34	2,391.91
Deposit	01/12/2023			Deposit	300.00	2,691.91
Deposit	01/12/2023			Deposit	1,653.38	4,345.29
Deposit	01/12/2023			Deposit	403.22	4,748.51
Deposit	01/12/2023			Deposit	1,499.09	6,247.60
Check	01/13/2023	ACH	PUBLIC SAFETY PERSONAL RETIR...	Pay period ending January 8, 2...	-18,509.45	-12,261.85
Check	01/13/2023	ACH	Nationwide Retirement Solutions	Plan 401A -Pay period ending J...	-1,639.44	-13,901.29
Check	01/13/2023	ACH	Nationwide Retirement Solutions	Entity No. 0345 - Pay period en...	-1,338.06	-15,239.35
Deposit	01/13/2023			Deposit	719.04	-14,520.31
Deposit	01/13/2023			Deposit	1,380.04	-13,140.27
General Jour...	01/13/2023	2023-096			-61,632.74	-74,773.01
General Jour...	01/13/2023	2023-096			-604.25	-75,377.26
General Jour...	01/13/2023	2023-096			-10,376.01	-85,753.27
General Jour...	01/13/2023	2023-096			-823.55	-86,576.82
General Jour...	01/13/2023	2023-096			-1,580.00	-88,156.82
Deposit	01/13/2023			Deposit	3,189.45	-84,967.37
Check	01/15/2023	ACH	Aflac	Invoice #224371	-369.00	-85,336.37
Deposit	01/17/2023			Deposit	411,672.72	326,336.35
Deposit	01/17/2023			Deposit	328.78	326,665.13
Deposit	01/17/2023			Deposit	265.00	326,930.13
Deposit	01/17/2023			Deposit	2,452.50	329,382.63
General Jour...	01/17/2023	2023-106			-42.93	329,339.70

9:58 PM  
02/16/23  
Accrual Basis

Tubac Fire District  
**Monthly Disbursement Report**  
January 2023

Type	Date	Num	Name	Memo	Amount	Balance
General Jour...	01/18/2023	2023-095		BILL 01/18/23 Payables Funding	-86,084.19	243,255.51
Deposit	01/18/2023			Deposit	493.73	243,749.24
Deposit	01/18/2023			Deposit	1,412.21	245,161.45
Deposit	01/18/2023			Deposit	1,874.03	247,035.48
Deposit	01/18/2023			Deposit	1,081.58	248,117.06
Deposit	01/19/2023			Deposit	789.92	248,906.98
Deposit	01/19/2023			Deposit	1,231.72	250,138.70
General Jour...	01/19/2023	2023-105		BILL 01/19/23 Payables Funding	-4,073.96	246,064.74
Check	01/20/2023	ACH	Enterprise FM Trust	Invoice #FBN4650601 - Januar...	-2,276.37	243,788.37
Deposit	01/20/2023			Deposit	143.86	243,932.23
Deposit	01/20/2023			Deposit	1,717.87	245,650.10
Deposit	01/20/2023			Deposit	127.69	245,777.79
Deposit	01/23/2023			Deposit	5,406.47	251,184.26
Deposit	01/23/2023			Deposit	552.48	251,736.74
Check	01/23/2023	ACH	Bank of America	5589621821324937 - Dec 18, ...	-2,433.06	249,303.68
Deposit	01/23/2023			Deposit	439.72	249,743.40
Deposit	01/24/2023			Deposit	1,088.62	250,832.02
Deposit	01/24/2023			Deposit	270.86	251,102.88
Deposit	01/24/2023			Deposit	905.50	252,008.38
General Jour...	01/24/2023	2023-101		BILL 01/24/23 Payables Funding	-4,746.44	247,261.94
Check	01/25/2023	25956	Security Benefit	Payer ID# 613624000/ Pay peri...	-350.00	246,911.94
Check	01/25/2023	25957	Green Valley F.F.A.	Pay period end 1/22/2023	-396.00	246,515.94
Deposit	01/26/2023			Deposit	1,860.16	248,376.10
Deposit	01/26/2023			Deposit	407.03	248,783.13
Deposit	01/26/2023			Deposit	1,830.06	250,613.19
General Jour...	01/26/2023	2023-104		BILL 01/26/23 Payables Funding	-32,690.50	217,922.69
Check	01/27/2023	ACH	PUBLIC SAFETY PERSONAL RETIR...	Pay perod ending January 22, ...	-18,385.60	199,537.09
Check	01/27/2023	ACH	Nationwide Retirement Solutions	Entity No. 0345 Plan 457 - Pay ...	-1,342.82	198,194.27
Check	01/27/2023	ACH	Nationwide Retirement Solutions	Plan 401A - Pay period ending ...	-1,654.24	196,540.03
General Jour...	01/27/2023	2023-100			-54,343.03	142,197.00
General Jour...	01/27/2023	2023-100			-604.25	141,592.75
General Jour...	01/27/2023	2023-100			-9,761.71	131,831.04
General Jour...	01/27/2023	2023-100			-340.40	131,490.64
General Jour...	01/27/2023	2023-100			-455.00	131,035.64
Deposit	01/27/2023			Deposit	359.95	131,395.59
Deposit	01/27/2023			Deposit	1,254.61	132,650.20
Deposit	01/27/2023			Deposit	272.77	132,922.97
General Jour...	01/27/2023	2023-102		BILL 01/27/23 Payables Funding	-9,375.30	123,547.67
Deposit	01/30/2023			Deposit	260.00	123,807.67
Deposit	01/30/2023			Deposit	3,530.72	127,338.39
Deposit	01/30/2023			Deposit	867.12	128,205.51
Deposit	01/31/2023			Deposit	490.53	128,696.04
Deposit	01/31/2023			Deposit	446.74	129,142.78

9:58 PM  
 02/16/23  
 Accrual Basis

Tubac Fire District  
**Monthly Disbursement Report**  
 January 2023

Type	Date	Num	Name	Memo	Amount	Balance
Check	01/31/2023			Service Charge	-262.40	128,880.38
Deposit	01/31/2023			Interest	16.74	128,897.12
Total 1129 · Operational					128,897.12	128,897.12
<b>1130 - Savings Acct.</b>						
Deposit	01/31/2023			Interest	157.84	157.84
Total 1130 · Savings Acct.					157.84	157.84
<b>TOTAL</b>					<b>-96,078.58</b>	<b>-96,078.58</b>

# Tubac Fire District

## Twelve-Month Cash Flow

Fiscal Year  
Begins: Jul-22

	Beginning	Jul-22	Aug-22	Sep-22	Oct-22	Nov-22	Dec-22	Jan-23	Feb-23	Mar-23	Apr-23	May-23	Jun-23	Monthly Average	Overview
<b>Cash Summary</b>															
<b>Cash on Hand</b> <small>(beginning of month)</small>	5,874,259	5,874,259	5,576,998	5,382,483	5,206,575	6,165,579	6,508,520	6,731,589	6,665,183	6,578,842	6,502,369	7,141,407	7,121,664	6,287,956	
<b>Cash Available</b> (on hand + receipts, before cash out)	5,874,259	5,952,381	5,709,753	5,538,460	6,406,323	6,796,587	7,141,261	7,006,332	6,846,480	6,770,262	7,177,022	7,431,932	7,382,727	6,679,960	
<b>Cash Position</b> (end of month)	5,874,259	5,576,998	5,382,483	5,206,575	6,165,579	6,508,520	6,731,589	6,665,183	6,578,842	6,502,369	7,141,407	7,121,664	6,432,934	6,334,512	
<b>Line of Credit Available</b>	1,000,000	1,000,000	1,000,000	1,000,000	1,000,000	1,000,000	1,000,000	1,000,000	1,000,000	1,000,000	1,000,000	1,000,000	1,000,000	1,000,000	
<b>Cash Receipts</b>															
Tax Levy Revenue		17,659	33,269	26,901	1,144,154	500,863	475,891	216,212	122,588	132,711	557,611	173,483	144,027	295,447	
Other Cash Inflows		60,463	99,486	129,075	55,594	130,144	156,849	58,530	58,709	58,709	117,042	117,042	117,036	96,557	
Line of Credit		0	0	0	0	0	0	0	0	0	0	0	0	0	
<b>Total Cash Receipts</b>		<b>78,122</b>	<b>132,755</b>	<b>155,977</b>	<b>1,199,748</b>	<b>631,007</b>	<b>632,740</b>	<b>274,743</b>	<b>181,297</b>	<b>191,420</b>	<b>674,653</b>	<b>290,525</b>	<b>261,063</b>	<b>392,004</b>	
<b>Cash Paid Out</b>															
Disbursements		375,384	327,269	331,885	240,743	288,066	409,672	341,148	267,638	267,893	35,615	310,268	949,793	345,448	
Repayment of LOC		0	0	0	0	0	0	0	0	0	0	0	0	0	
<b>Total Cash Paid Out</b>		<b>375,384</b>	<b>327,269</b>	<b>331,885</b>	<b>240,743</b>	<b>288,066</b>	<b>409,672</b>	<b>341,148</b>	<b>267,638</b>	<b>267,893</b>	<b>35,615</b>	<b>310,268</b>	<b>949,793</b>	<b>345,448</b>	
		(Actual)	(Actual)	(Actual)	(Actual)	(Actual)	(Actual)	(Actual)	(Budget)	(Budget)	(Budget)	(Budget)	(Budget)		