



## Tubac Fire Board Meeting June, 2020 Staff Report

The mission of the Tubac Fire District is to create a safer environment within our community in order to increase the quality of life which our citizens may enjoy.

### Operations Update

The information from this month's report was imported from the District's new Fire Performance Dashboard available on the Tubac Fire District website.

### Tubac Fire District Fire Performance Dashboard Home Page



- Home
- Incident Report
- Response Report
- Goals Report
- Monthly Station Reports
- Glossary

### Tubac Fire | Incident & Respo

This interactive, mobile-friendly webpage is updated at the beginning of each month, providing insight into our service to Amado, Tubac, Tuma residents of Santa Cruz County living within our



Inc  
This

residents of Santa Cruz County living within our fire district boundaries.



#### Incident Report

This page analyzes all incidents, both emergency and non-emergency, that our district responds to from several angles to assess community risk and provide successful and effective service.

[Learn More](#)



#### Response Report

This page analyzes the district's emergency response times using several key indicators to track and improve performance. To ensure quality analysis, we use 90th percentile methodology.

[Learn More](#)



#### Goals Report

This page analyzes district-wide progress toward response goals to identify where the district is excelling and where there's need for improvement.

[Learn More](#)



#### Station Reports

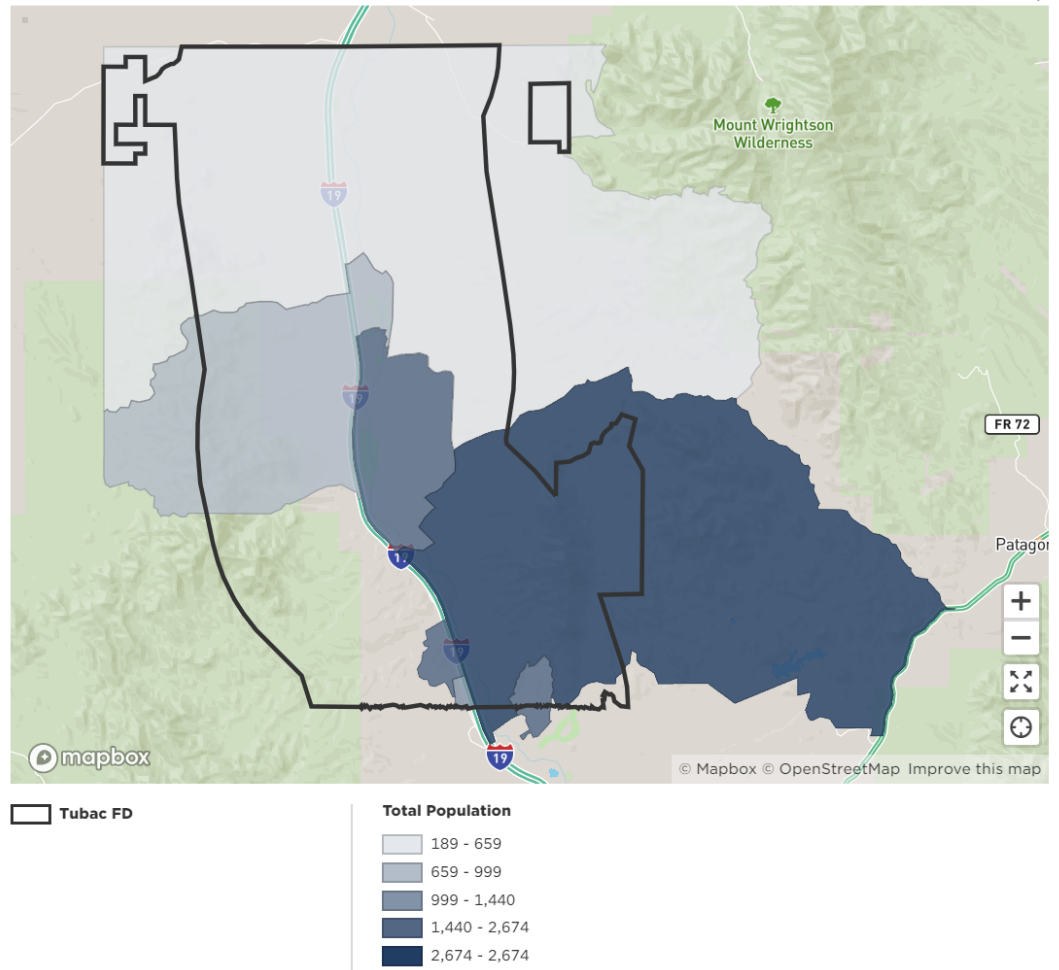
This page analyzes incidents, response times and goals met for each specific station. The data targets only responses made by individual stations and includes both one-month and year-to-date analysis.

[Learn More](#)

Also included on the performance dashboard home page is a link to a community profile and glossary. Here is a screenshot from the community profile page for the Tubac Fire District:

Sources: US Census 1990, 2000, 2010; US Census 2000; US Census 2010; US Census ACS 5-year

- Home
- Demographics**
- Backgrounds
- Households & Families
- Housing & Affordability
- Housing Units
- Health
- Employment & Income
- Economy



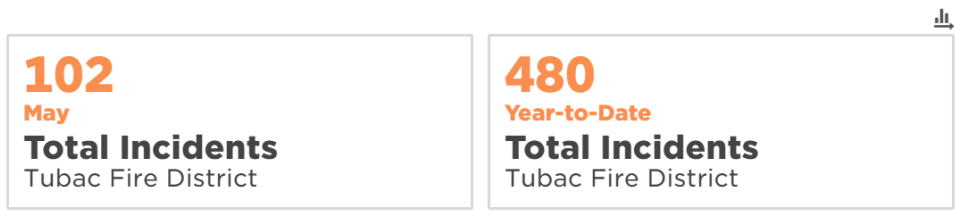
## Incident Report

The Incident Report page includes all incidents from the last month, trends and year-to-date comparisons, maps and geospatial analysis, and year-to-date unit incident tracker by shift. Here are two sample screenshots:

- Home
- Incident Report**
- Response Report
- Goals Report
- Monthly Station Reports ▼
- Glossary ▼

# Monthly Incident Report

This page analyzes *all incidents* that our district responds to from several angles to assess community risk and produce successful and effective results. The types of service the district provides and how that has changed informs decision-making for resource allocation, service planning, and ensuring community needs are addressed and resolved.



## Monthly Incident Count by Incident Category

Tubac Fire District	Incident Count
EMS	54
Brush Fire	1
Other Fire	2
Vehicle Accidents	4
Public Assist	25
HazMat	1
Other	15

Home

**Incident Report**

Response Report

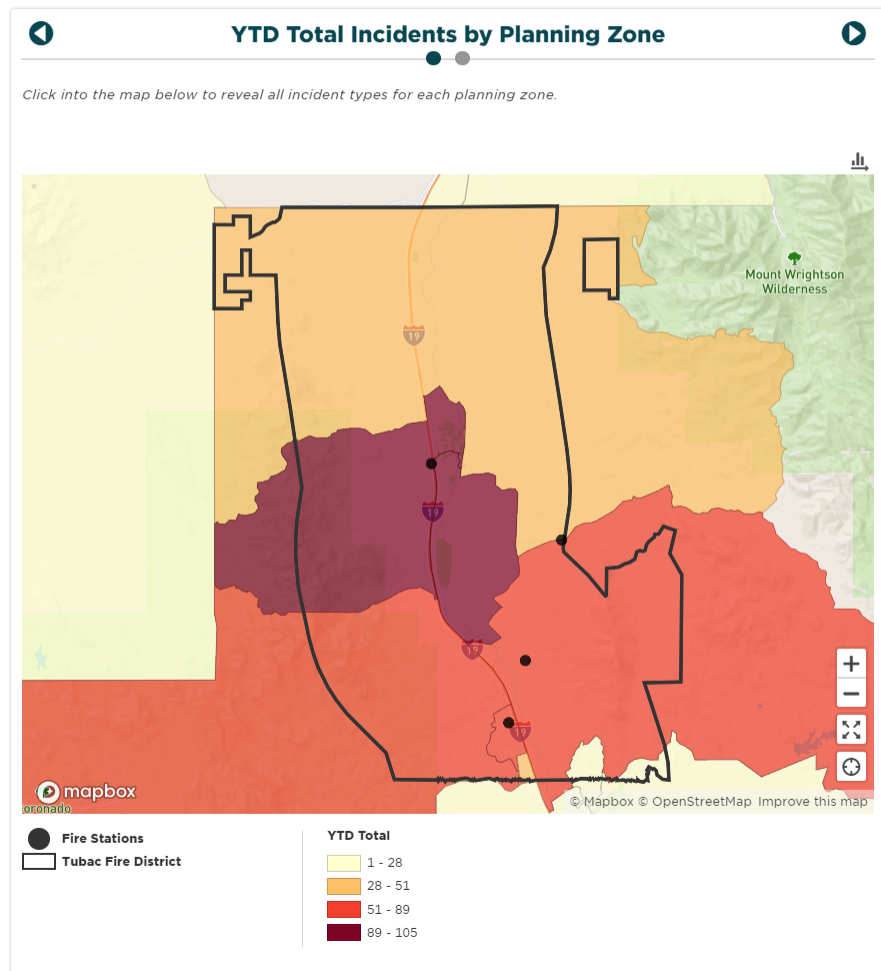
Goals Report

Monthly Station Reports ▼

Glossary ▼

## Maps and Geospatial Analysis

The maps below show **year-to-date incidents** for each planning zone. Use the drop-down below to explore incident trends across the community and compare with previous years.



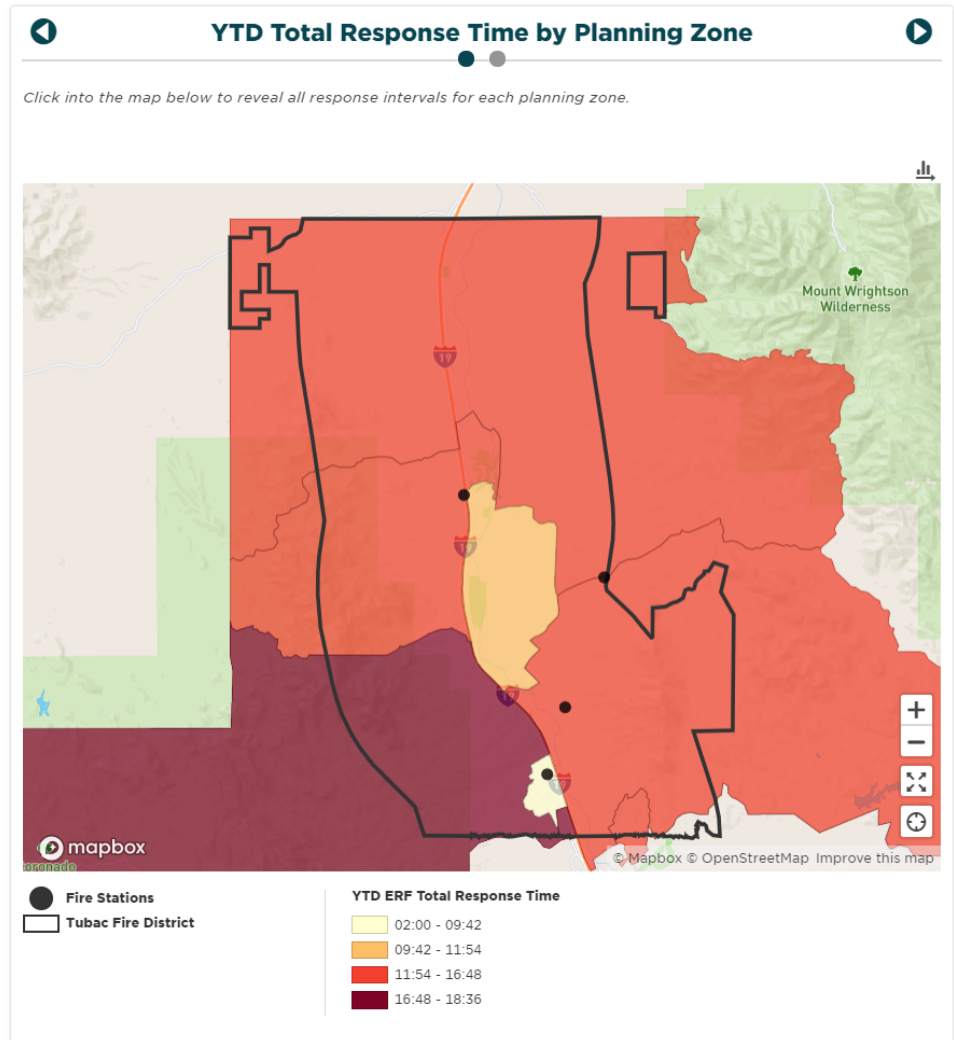
## Response Report

This page analyzes the District’s emergency response times using several key indicators to track and improve performance, including turnout time and travel time.

- Home
- Incident Report
- Response Report**
- Goals Report
- Monthly Station Reports ▼
- Glossary ▼

## Maps and Geospatial Analysis

The maps below show *year-to-date response times* for each planning zone. Use the drop-down below to explore response time trends across the community and compare with previous years.



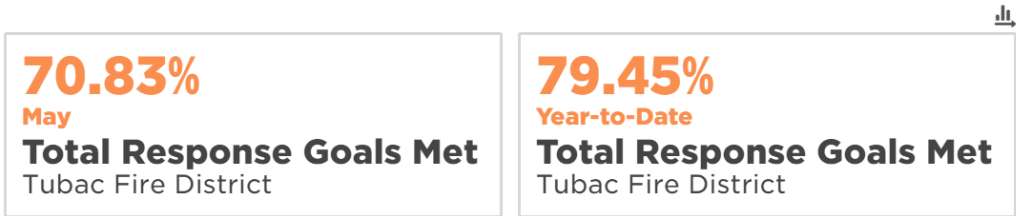
## Goals Report

This page displays the most recent update to our district's goals for turnout time, first arriving travel time, effective response force travel time, first arriving total time, and ERF total time.

- [Home](#)
- [Incident Report](#)
- [Response Report](#)
- [Goals Report](#)**
- [Monthly Station Reports](#) ▼
- [Glossary](#) ▼

# Monthly Goals Report

This page displays the most recent update to our district's goals for turnout time, first arriving travel time, effective response force travel time, first arriving total time, and ERF total time. Please refer to the [glossary](#) for more information on how we calculate our goals. If a goal is met once, it means our district can achieve it more frequently. By hitting our goals more often, we push for consistent excellence in our service.



## Monthly Total Response Goals Met Breakdown by Response Category

Tubac Fire District		% Goals Met
Turnout Time		<b>63.33%</b>
First Arriving Travel Time		<b>81.48%</b>
ERF Travel Time		<b>60%</b>
First Arriving Total Time		<b>72.41%</b>
ERF Total Time		<b>60%</b>

**COVID-19 Data**

<b>TUBAC FIRE DISTRICT SUSPECTED COVID CALLS 2020</b>							
	<b>JAN</b>	<b>FEB</b>	<b>MARCH</b>	<b>APRIL</b>	<b>MAY</b>	<b>JUNE</b>	<b>TOTAL SINCE JAN</b>
<b>TOTAL</b>	<b>7</b>	<b>6</b>	<b>7</b>	<b>7</b>	<b>7</b>	<b>5</b>	<b>39</b>
<b>TRANSPORTS</b>	<b>5</b>	<b>4</b>	<b>4</b>	<b>5</b>	<b>6</b>	<b>4</b>	
<b>HOLY CROSS</b>	<b>2</b>	<b>1</b>	<b>2</b>	<b>1</b>	<b>2</b>	<b>1</b>	
<b>SCVRH</b>	<b>3</b>	<b>2</b>	<b>2</b>	<b>4</b>	<b>3</b>	<b>2</b>	
<b>TMC</b>					<b>1</b>		
<b>Banner UMC</b>		<b>1</b>					
<b>St. Marys</b>						<b>1</b>	

**Wildland Update**

<b>Fire Date - Month</b>	<b>Location</b>	<b>FIRE NAME</b>	<b>Equip Total</b>	<b>Payroll Total</b>	<b>Fire Total</b>	<b>Billed</b>	<b>Received</b>
4-Jul-19	Nogales, Az	Hero	\$382.50	\$406.82	\$789.32	\$789.32	\$789.32
16-Jul-19	SAN CARLOS, AZ	BRONCO GULCH	\$735.80	\$3,427.76	\$4,585.59	\$4,585.59	\$4,585.59
23-Jul-19	Alturas,Ca	2019 NOD Nat Severity	\$2,908.75	\$8,292.17	\$12,733.14	\$12,733.14	\$12,733.14
25-Jul-19	Alturas,Ca	Savvy	\$696.80	\$3,250.51	\$4,513.17	\$4,513.17	\$4,513.17
30-Jul-19	Alturas,Ca	Burnt 2	\$356.20	\$1,573.07	\$2,258.73	\$2,258.73	\$2,258.73
8-Aug-19	Alturas,Ca	McDonald	\$1,299.35	\$7,150.93	\$9,691.23	\$9,691.23	\$9,691.23
27-Oct-19	Porterville, Ca	2019 OSC PREPOSITION	\$1,360.00	\$1,516.97	\$3,176.21	\$3,176.21	\$3,176.21
28-Oct-19	Porterville, Ca	OSC/SQF SUPPORT	\$17,042.50	\$19,294.48	\$41,640.93	\$41,640.93	\$41,640.93
30-May-20	Florence	Range	\$1,655.36	\$1,415.84	\$3,071.20	\$3,071.20	\$3,071.20
1-Jun-20	Sasabe	Sasabe	\$595.00	\$559.80	\$1,154.80	\$1,154.80	\$1,154.80
<b>Total</b>			\$27,032.26	\$46,888.35	\$83,614.32	\$83,614.32	\$83,614.32



## Administration Update

### Plan/Review Prevention

#### Tubac Fire District Development Update

Type	Description	Location	Progress	D
Commercial	Church assembly	Santa Cruz County	Onsite Construction Inspections	
Residential	Single Family Home	Tubac	Construction Plan Review	
Commercial	Station 34	Tubac	Under Construction	
Commercial	La Entrada (parking)	Tubac	Conceptual Plan Review	
Commercial	La Entrada (resturant)	Tubac	Construction Plan Review	
Residential	Single Family Home - Veranera Ct. (sprinklers)	Tubac	Onsite Construction Inspections	
Residential	Single Family Home - Veranera Ct. (sprinklers)	Tubac	Onsite Construction Inspections	
Commerical	Businesses near Station 2	Rio Rico	Conceptual Plan Review	
Residential	Single Family Home - Circulo Bautista (sprinklers)	Tumacacori	Onsite Construction Inspections	
Residential	Single Family Home - Villaescusa 13 (sprinklers)	Tubac	Construction Plan Review	
Commerical	Construction Canopy	Rio Rico	Permit Review	
Commercial	RV Resort Expansion	Amado	Under Construction	
Commercial	Tubac Community Center (alarm)	Tubac	Under Construction	
Commercial	W. Frontage Rd. (Bemer)	Tumacacori	Construction Plan Review	
Commercial	Figgys Resturant la Entrada	Tubac	Construction Plan Review	
Commercial (TI)	Tubac Rd	Tubac	Construction Plan Review	P
Residential	Townhomes of Tubac	Tubac	Construction Plan Review	r
Commercial	Store addition	Rio Rico	Construction Plan Review	r
Residential	Duplex New	Rio Rico	Construction Plan Review	r
Commercial	Pest Control (TI)	Amado	Construction Plan Review	r
Commercial	Rio Rico Self Storage (TI)	Rio Rico	Construction Plan Review	r
Event Permit Request	RRHS graduation fireworks	Rio Rico	Permit Review	P
Residential	Cir Bautista (sprinkler)	Tubac	Construction Plan Review	r
Commercial	outsidegrow area 2935 frontage rd	Amado	Construction Plan Review	r