

Tubac Fire District

2227 E I-19 Frontage Rd
Tubac, AZ 85646
520.398.2255



Monthly Financial Report – March 2021

Attached are the following for your information and review:

1. Balance Sheet as of March 31, 2021.
2. Summary of Reconciled Cash Balances as of March 31, 2021.
3. Income Statement of Revenues and Expenditures for March 2021 including budget to actual and year-to-date balances.
4. Income vs. Expenses Graph for March 2021.
5. Fixed Asset Additions and Disposals for FY 20/21.
6. Liabilities & Securities for FY 20/21.
7. Fleet Repairs & Maintenance Expenses.
8. Station Utilities, Supplies, and Repairs & Maintenance Expenses.
9. Board Presentation.
10. Monthly Disbursement Report.
11. 12-Month Cash Flow.

Key points:

- Santa Cruz County revenue for March is \$157,032 which is \$41,800 over budget.
- Non-Levy revenue is \$58,139 which is under budget by \$15,536 driven by grant revenue and tower funds.
- Expenses for March totaled \$277,257 which is over budget by \$838.
- Year-to-date Santa Cruz revenue is \$2,295,109 which is \$35,575 over budget.
- Year-to-date Non-Levy revenue is \$4,704,407 which is \$3,838,832 over budget, driven by the sale of the tower.
- Year-to-date ordinary expense is \$2,875,365 which is \$179,484 over budget.
 - Personnel Expenses are \$137,503 over budget, driven by Overtime and Wildland overtime.

Please contact the Finance Director for any questions or concerns regarding this report.

This report and the attached detail reports have been reviewed and approved by the Fire Board.

Board Clerk

Date

9:40 AM

04/22/21

Accrual Basis

Tubac Fire District Balance Sheet As of March 31, 2021

	Mar 31, 21	Feb 28, 21	\$ Change	Mar 31, 20	\$ Change
ASSETS					
Current Assets					
Checking/Savings					
1127 · Cash with County Treasurer	131,746.60	141,949.28	-10,202.68	90,173.53	41,573.07
1129 · Operational	728,471.86	955,868.57	-227,396.71	1,013,930.31	-285,458.45
1130 · Savings Acct.	4,643,121.88	4,642,924.72	197.16	728,459.53	3,914,662.35
1131 · Bond Account	553,048.66	527,763.49	25,285.17	532,051.82	20,996.84
Total Checking/Savings	6,056,389.00	6,268,506.06	-212,117.06	2,364,615.19	3,691,773.81
Accounts Receivable					
1245 · Property Tax Receivable	229,673.56	229,673.56	0.00	210,125.90	19,547.66
1200 · Wildland Receivable	3,526.78	0.00	3,526.78	0.00	3,526.78
1205 · Other Receivables	18,303.25	18,303.25	0.00	17,783.25	520.00
1250 · Ambulance Receivable	155,819.15	155,819.15	0.00	157,659.00	-1,839.85
1251 · Allowance for Ambulance Receiv	-82,122.65	-82,122.65	0.00	-28,378.62	-53,744.03
Total Accounts Receivable	325,200.09	321,673.31	3,526.78	357,189.53	-31,989.44
Other Current Assets					
1400 · Prepaid Expense	18,761.77	1,604.17	17,157.60	12,254.19	6,507.58
Total Other Current Assets	18,761.77	1,604.17	17,157.60	12,254.19	6,507.58
Total Current Assets	6,400,350.86	6,591,783.54	-191,432.68	2,734,058.91	3,666,291.95
Fixed Assets					
1750 · CIP	15,600.00	15,600.00	0.00	0.00	15,600.00
1711 · Land - Non-depreciable	257,352.00	257,352.00	0.00	257,352.00	0.00
1745 · AD - Equipment	-1,344,957.58	-1,344,957.58	0.00	-1,268,362.19	-76,595.39
1735 · AD - Vehicles	-2,591,325.80	-2,591,325.80	0.00	-2,905,525.18	314,199.38
1725 · AD - Building	-1,961,004.22	-1,961,004.22	0.00	-1,814,669.38	-146,334.84
1730 · Vehicles	3,258,646.22	3,240,147.96	18,498.26	3,539,788.48	-281,142.26
1740 · Equipment	1,917,942.29	1,888,568.59	29,373.70	1,541,965.92	375,976.37
1720 · Buildings & Improvements	6,316,051.78	6,316,051.78	0.00	6,334,302.73	-18,250.95
Total Fixed Assets	5,868,304.69	5,820,432.73	47,871.96	5,684,852.38	183,452.31
Other Assets					
1958 · Net PSPRS OPEB Asset TR 3	502.00	502.00	0.00	0.00	502.00
1957 · Net Pension Asset PSPRS TR3	5,579.00	5,579.00	0.00	0.00	5,579.00
1918 · Deferred Outflow PSPRS OPEB TR3	118.00	118.00	0.00	0.00	118.00
1917 · Deferred Outflows PSPRS TR 3	28,415.00	28,415.00	0.00	0.00	28,415.00
1956 · Net OPEB Asset	122,452.00	122,452.00	0.00	72,080.00	50,372.00

9:40 AM

04/22/21

Accrual Basis

**Tubac Fire District
Balance Sheet
As of March 31, 2021**

	Mar 31, 21	Feb 28, 21	\$ Change	Mar 31, 20	\$ Change
1916 · Deferred outflow - PSPRS OPEB	3,005.00	3,005.00	0.00	0.00	3,005.00
1915 · Deferred outflows - PSPRS	1,347,886.00	1,347,886.00	0.00	1,286,204.00	61,682.00
Total Other Assets	1,507,957.00	1,507,957.00	0.00	1,358,284.00	149,673.00
TOTAL ASSETS	13,776,612.55	13,920,173.27	-143,560.72	9,777,195.29	3,999,417.26
LIABILITIES & EQUITY					
Liabilities					
Current Liabilities					
Accounts Payable					
2000 · Accounts Payable	45,425.69	130,051.97	-84,626.28	38,037.51	7,388.18
Total Accounts Payable	45,425.69	130,051.97	-84,626.28	38,037.51	7,388.18
Credit Cards					
2010 · Bank of America Credit Card	1,890.97	272.50	1,618.47	3,459.59	-1,568.62
Total Credit Cards	1,890.97	272.50	1,618.47	3,459.59	-1,568.62
Other Current Liabilities					
2316 · Deferred Inflows - PSPRS OPEB	92,091.00	92,091.00	0.00	55,427.00	36,664.00
2318 · Deferred Inflows PSPRS OPEB TR3	110.00	110.00	0.00	0.00	110.00
2317 · Deferred Inflows PSPRS TR3	1,387.00	1,387.00	0.00	0.00	1,387.00
2230 · Accrued Interest	2,628.78	2,628.78	0.00	2,353.00	275.78
2030 · Compensated Absences Payable	113,296.86	113,296.86	0.00	107,010.48	6,286.38
2020 · Accrued Wages	110,929.42	110,929.42	0.00	67,035.17	43,894.25
2315 · Deferred Inflows - PSPRS	571,371.00	571,371.00	0.00	478,001.00	93,370.00
2100 · Payroll Liabilities					
2102 · PSPRS Payable	8,621.04	7,474.01	1,147.03	0.00	8,621.04
2103 · Pension Payable	3,528.52	3,478.48	50.04	0.00	3,528.52
2127 · Union Dues Payable	468.00	468.00	0.00	18.00	450.00
2128 · Health Insurance/Vision Ins.	0.00	0.00	0.00	-4,354.71	4,354.71
2132 · Dental Insurance	0.00	-0.23	0.23	0.00	0.00
2137 · Garnishment	551.90	215.62	336.28	-846.34	1,398.24
2140 · Pre-Paid Legal	-25.90	-25.90	0.00	90.65	-116.55
Total 2100 · Payroll Liabilities	13,143.56	11,609.98	1,533.58	-5,092.40	18,235.96
2111 · Direct Deposit Liabilities	0.00	0.00	0.00	93.00	-93.00
Total Other Current Liabilities	904,957.62	903,424.04	1,533.58	704,827.25	200,130.37
Total Current Liabilities	952,274.28	1,033,748.51	-81,474.23	746,324.35	205,949.93

9:40 AM

04/22/21

Accrual Basis

**Tubac Fire District
Balance Sheet
As of March 31, 2021**

	Mar 31, 21	Feb 28, 21	\$ Change	Mar 31, 20	\$ Change
Long Term Liabilities					
2335 · F150 Leases Payable	64,947.12	64,947.12	0.00	90,337.08	-25,389.96
2330 · Ambulance Lease Payable	143,145.64	143,145.64	0.00	169,009.89	-25,864.25
2355 · Net Pension Liability - PSPRS	2,646,365.00	2,646,365.00	0.00	2,460,182.00	186,183.00
2320 · Bond Payable	3,475,645.64	3,475,645.64	0.00	3,861,800.00	-386,154.36
Total Long Term Liabilities	6,330,103.40	6,330,103.40	0.00	6,581,328.97	-251,225.57
Total Liabilities	7,282,377.68	7,363,851.91	-81,474.23	7,327,653.32	-45,275.64
Equity					
3001 · Unrestricted	438,291.53	438,291.53	0.00	392,152.59	46,138.94
3510 · Restricted	236,344.73	236,344.73	0.00	552,588.73	-316,244.00
3530 · Net Investment in Capital Asset	1,736,233.22	1,736,233.22	0.00	1,154,375.22	581,858.00
Net Income	4,083,365.39	4,145,451.88	-62,086.49	350,425.43	3,732,939.96
Total Equity	6,494,234.87	6,556,321.36	-62,086.49	2,449,541.97	4,044,692.90
TOTAL LIABILITIES & EQUITY	13,776,612.55	13,920,173.27	-143,560.72	9,777,195.29	3,999,417.26

Tubac Fire District
Summary of Reconciled Cash Balances
 Period Ending 3/31/2021

	Bank of America Checking	Santa Cruz County General Fund	Bank of America Savings	Santa Cruz County Bond Account
	3/31/2021	3/31/2021	3/31/2021	3/31/2021
Beginning Balance	981,240.44	141,949.28	4,642,924.72	527,763.49
Cleared Transactions				
Checks and Payments	(449,526.84)	(141,949.28)	197.16	25,285.17
Deposits and Credits	198,141.51	131,746.60	-	-
Total Cleared Transactions	(251,385.33)	(10,202.68)	197.16	25,285.17
Cleared Balance	729,855.11	131,746.60	4,643,121.88	553,048.66
Uncleared Transactions				
Checks and Payments	(1,624.80)	-	-	-
Deposits and Credits	241.55	-	-	-
Total Uncleared Transactions	(1,383.25)	-	-	-
Register Balance as of 3/31/2021	728,471.86	131,746.60	4,643,121.88	553,048.66

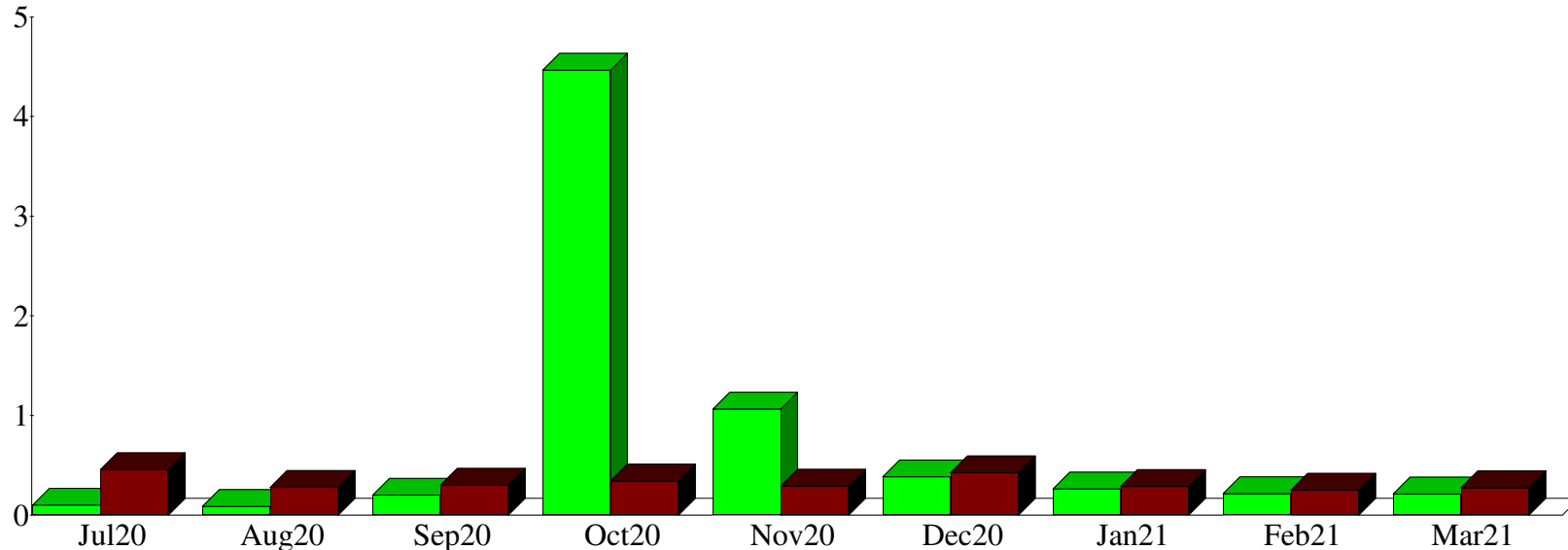
Tubac Fire District Profit & Loss Budget Performance March 2021

	Mar 21	Budget	\$ Over Budget	Jul '20 - Mar 21	YTD Budget	\$ Over Budget	Annual Budget
Ordinary Income/Expense							
Income							
Tax Revenues	157,031.77	115,232.00	41,799.77	2,295,108.71	2,259,533.25	35,575.46	3,235,431.25
Non Tax Levy Revenue							
4200 - Miscellaneous Revenue	12,980.45	36,175.00	-23,194.55	161,387.43	325,575.00	-164,187.57	434,100.00
4110 - EMS Revenue	41,631.77	37,500.00	4,131.77	311,489.72	337,500.00	-26,010.28	450,000.00
4120 - Wildland Revenue	3,526.78	0.00	3,526.78	343,150.37	202,500.00	140,650.37	405,000.00
8005 - Gain/Loss on sale of asset	0.00			3,888,379.35			
Total Non Tax Levy Revenue	58,139.00	73,675.00	-15,536.00	4,704,406.87	865,575.00	3,838,831.87	1,289,100.00
Total Income	215,170.77	188,907.00	26,263.77	6,999,515.58	3,125,108.25	3,874,407.33	4,524,531.25
Gross Profit	215,170.77	188,907.00	26,263.77	6,999,515.58	3,125,108.25	3,874,407.33	4,524,531.25
Expense							
Personnel Expenses	214,769.95	211,871.00	2,898.95	2,216,290.17	2,078,787.00	137,503.17	2,866,472.00
Buildings & Land	12,471.02	15,801.00	-3,329.98	160,225.74	142,209.00	18,016.74	189,600.00
Vehicles & Equipment	23,655.76	19,584.00	4,071.76	216,482.08	188,256.00	28,226.08	246,904.00
Communications & I.T.	7,360.44	6,604.00	756.44	83,450.14	84,461.00	-1,010.86	119,100.00
Travel & Training	716.12	2,250.00	-1,533.88	30,695.89	49,425.00	-18,729.11	70,350.00
Managerial Expenses	18,283.97	19,476.00	-1,192.03	166,675.41	145,246.00	21,429.41	173,655.00
Grant Expenses	0.00	833.00	-833.00	1,545.97	7,497.00	-5,951.03	10,000.00
Total Expense	277,257.26	276,419.00	838.26	2,875,365.40	2,695,881.00	179,484.40	3,676,081.00
Net Ordinary Income	-62,086.49	-87,512.00	25,425.51	4,124,150.18	429,227.25	3,694,922.93	848,450.25
Other Income/Expense							
Other Expense							
8010 - Bond Interest	0.00	0.00	0.00	40,784.79	41,012.62	-227.83	82,025.24
Total Other Expense	0.00	0.00	0.00	40,784.79	41,012.62	-227.83	82,025.24
Net Other Income	0.00	0.00	0.00	-40,784.79	-41,012.62	227.83	-82,025.24
Net Income	-62,086.49	-87,512.00	25,425.51	4,083,365.39	388,214.63	3,695,150.76	766,425.01

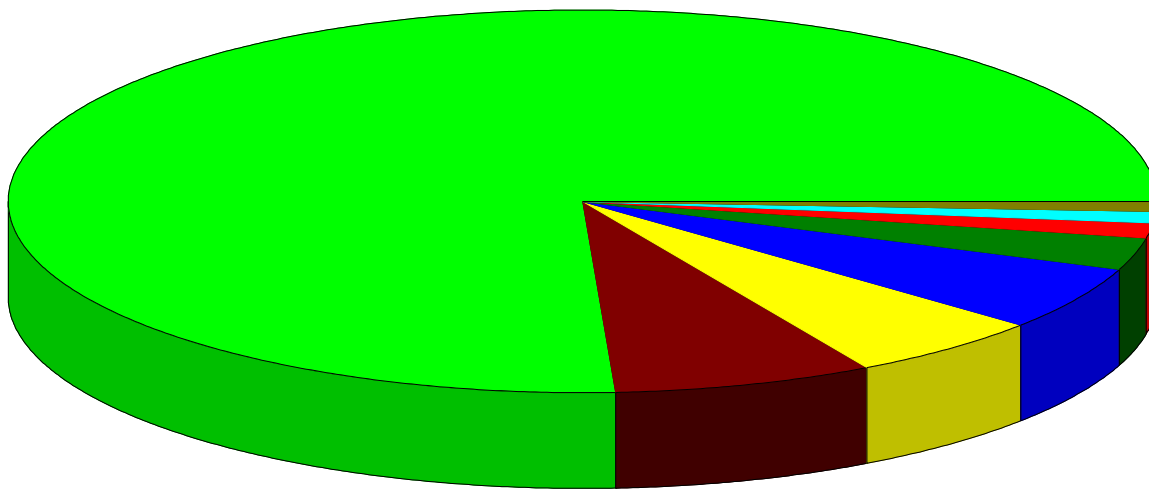
Income and Expense by Month
July 2020 through March 2021



\$ in 1,000,000's



Expense Summary
July 2020 through March 2021



Personnel Expenses	76.00%
Vehicles & Equipment	7.42
Managerial Expenses	5.72
Buildings & Land	5.49
Communications & I.T.	2.86
8010 - Bond Interest	1.40
Travel & Training	1.05
Grant Expenses	0.05
Total	\$2,916,150.19

By Account

Tubac Fire District
Fixed Assets Additions and Disposals

Recorded in fixed asset accounts:

Account Number	Account name	Addition/(Disposal) Amount	Description of Asset
1720	Buildings & Improvements	\$ 9,663.78	Modular installation
1740	Equipment	\$ 45,586.97	Gurney
1730	Vehicles	\$ 180,442.78	Ambulance 1055
1740	Equipment	\$ 5,886.29	Treadmill
1740	Equipment	\$ 163,890.65	4 Phillips Cardiac Monitors
1730	Vehicles	\$ 16,998.26	Polaris UTV for Wildland Medical Response
	TOTALS	\$ 422,468.73	

Prepared

4/22/2021 JVG, Finance Director.

TUBAC FIRE DISTRICT
Liabilities and Securities - FY20/21

LIABILITIES						
Description	TOTAL PRICE	CURRENT BALANCE	INTEREST RATE	FY20/21 PAYMENTS	NEXT PAYMENT	DATE OF PAYOFF
Bond	\$6,795,000.00	\$3,521,800.00	2.36%	\$0.00	7/1/2021	7/1/2028
Lease Payable	\$195,131.69	\$143,145.64	3.71%	\$25,864.25	2/1/2022	2/1/2026
Net Pension Liability - PSPRS		\$2,460,182.00				
Totals		\$6,125,127.64		\$25,864.25		

SECURITIES				
Broker	CUSIP #	Description	Market Value	Maturity Date
		Totals	\$0.00	

☞ Net balance owed = **\$6,125,127.64**

**Tubac Fire District
Fleet Repairs & Maintenance
March 2021**

Date	Source Name	Memo	Amount
Apparatus			
Ambulance 1054			
03/24/2021	Jim Click	oil and filter change with tire rotation	484.66
Total Ambulance 1054			484.66
Pumper 1002			
03/22/2021	W.W. Williams	Pump Testing	447.72
Total Pumper 1002			447.72
Pumper 1005			
03/02/2021	W.W. Williams	Chassis Repairs	1,271.72
03/22/2021	W.W. Williams	Pump Testing	447.72
Total Pumper 1005			1,719.44
Staff Vehicle 1050			
03/09/2021	Luna's Auto Service	Tire repair Unit #1050	20.00
Total Staff Vehicle 1050			20.00
T722 Unit 1045			
03/01/2021	Napa Auto Parts	Parts for unit #1045	50.61
03/22/2021	W.W. Williams	Pump Testing	447.71
Total T722 Unit 1045			498.32
T724 Unit 1043			
03/04/2021	Quick Fix	Maintenance and repairs Unit # 1043	657.89
03/04/2021	Quick Fix	Maintenance and repairs Unit #1043	0.00
03/10/2021	B & B Selectcom, Inc.	100 W siren speaker	135.88
03/11/2021	Galls LLC	Item #SK143- Galls value speaker/siren kit	258.70
03/22/2021	W.W. Williams	Pump Testing	447.71
Total T724 Unit 1043			1,500.18
Type 1 Engine 1041			
03/22/2021	W.W. Williams	Pump Testing	447.72
Total Type 1 Engine 1041			447.72
Type 1 Engine 1042			
03/22/2021	W.W. Williams	Pump Testing	447.71
Total Type 1 Engine 1042			447.71
Type 1 Engine 1044			
03/22/2021	W.W. Williams	Pump Testing	447.71
Total Type 1 Engine 1044			447.71
Total Apparatus			6,013.46
TOTAL			6,013.46

9:43 AM

04/22/21

Accrual Basis

Tubac Fire District Station Utilities, Supplies, and Repairs & Maintenance March 2021

Date	Source Name	Memo	Amount
Stations			
Station 1			
03/01/2021	Waxie Sanitary Supply	Janitorial Supplies- foam cleaner	117.12
03/01/2021	Century Link 326B	Internet at Station 1 for February 2021	165.26
03/03/2021	Prudential Overall Supply	Station Supplies, Station 1- 3x4 mat, laundry bag & rack, massage towels	30.79
03/08/2021	Amazon	Blinds for Station #1	55.35
03/09/2021	EPCOR	March 2021 Water Bill Station 1	54.86
03/09/2021	Direct TV - 9236	TV for period 02/18/21 to 03/08/21 at Station 1	145.97
03/10/2021	Prudential Overall Supply	Station Supplies, Station 1- 3x4 mat, laundry bag & rack, massage towels	30.79
03/10/2021	WALMART	water for all stations	13.19
03/10/2021	Century Link 326B	Internet March 2021	190.26
03/16/2021	Unisource Energy Services (Electric)	Account #3813500000, Station 1; Electricity from 02/15/21 to 03/15/21	389.16
03/16/2021	Unisource Energy Services (Gas)	Acct No. 9658140000; Gas Service at Station 1 from 02/15/21 to 03/15/21	21.40
03/17/2021	Prudential Overall Supply	Station Supplies, Station 1- 3x4 mat, laundry bag & rack, massage towels	30.79
03/17/2021	Unisource Energy Services (Gas)	4637130000 2227 E FRONTAGE RD, TUBAC, AZ 85646 Small Volume ...	82.99
03/19/2021	Direct TV - 9236	TV for period 03/18/21 - 4/17/21	156.23
03/20/2021	Simply Bits, LLC	Account #: CA24339 Internet and long distance for April 2021	903.54
03/22/2021	Home Depot	Ryobi drill, drill bit kit, battery, nut driver set	247.54
03/24/2021	Prudential Overall Supply	Station Supplies	30.79
03/26/2021	Waste Management of Tucson	Trash Service at Station 1	207.84
03/29/2021	Restaurant Depot	8 cases of water for Station !	35.52
03/31/2021	Harbor Freight	Heat gun, shop light, waterproof case	34.36
03/31/2021	Family Dollar	Snap lock lid tote for address numbers	6.40
03/31/2021	Prudential Overall Supply	Station Supplies	30.79
Total Station 1			2,980.94
Station 2			
03/01/2021	Waxie Sanitary Supply	Janitorial Supplies- foam cleaner	117.12
03/01/2021	Terminix	Pest Control- on 03/01/21 at Station 2	115.00
03/01/2021	Central Alarm	Access Control Full Service from 03/01/21 to 03/31/21, Station 2	60.00
03/03/2021	Prudential Overall Supply	Station Supplies, Station 2- 3x4 mat, laundry bag & rack, massage towels	37.49
03/10/2021	Prudential Overall Supply	Station Supplies, Station 2- 3x4 mat, laundry bag & rack, massage towels	37.49
03/10/2021	WALMART	Water for all station	13.19
03/10/2021	Century Link 011B	Monthly Internet for Station 2 March 2021	62.59
03/16/2021	Liberty Utilities #8134201956-305894*	84201956-84305894 1360 W FRONTAGE RD 02/10/2021 - 03/09/2021	311.56
03/17/2021	Prudential Overall Supply	Station Supplies, Station 2- 3x4 mat, laundry bag & rack, massage towels	37.49
03/20/2021	Simply Bits, LLC	Account #: CA17981 Internet and long distance for April 2021	592.56
03/22/2021	Unisource Energy Services (Electric)	Account #4636110000, Station 2; Electricity from 2/19/21 - 3/19/21	616.31
03/22/2021	Unisource Energy Services (Electric)	455 CAMINO AGOSTO, 1, RIO RICO, AZ 85648 Small General Service (...)	127.93
03/24/2021	Prudential Overall Supply	Station Supplies	37.49
03/26/2021	Anderson's Office Furniture & Designs	Chair for Captain's office at Station #2	271.70
03/26/2021	Waste Management of Tucson	Trash Service at Station 2	208.81
03/31/2021	Prudential Overall Supply	Station Supplies	37.49
Total Station 2			2,684.22

9:43 AM

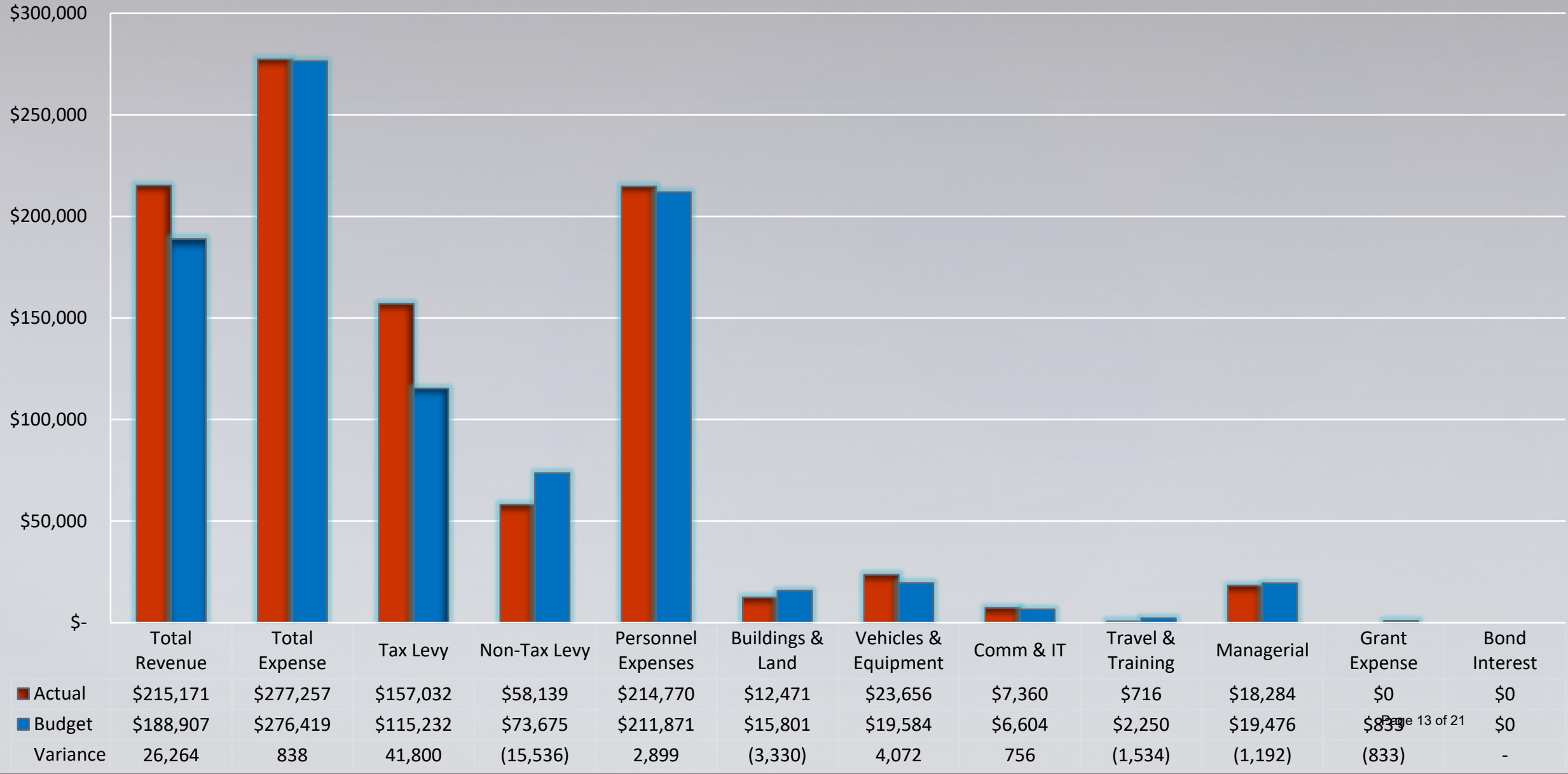
04/22/21

Accrual Basis

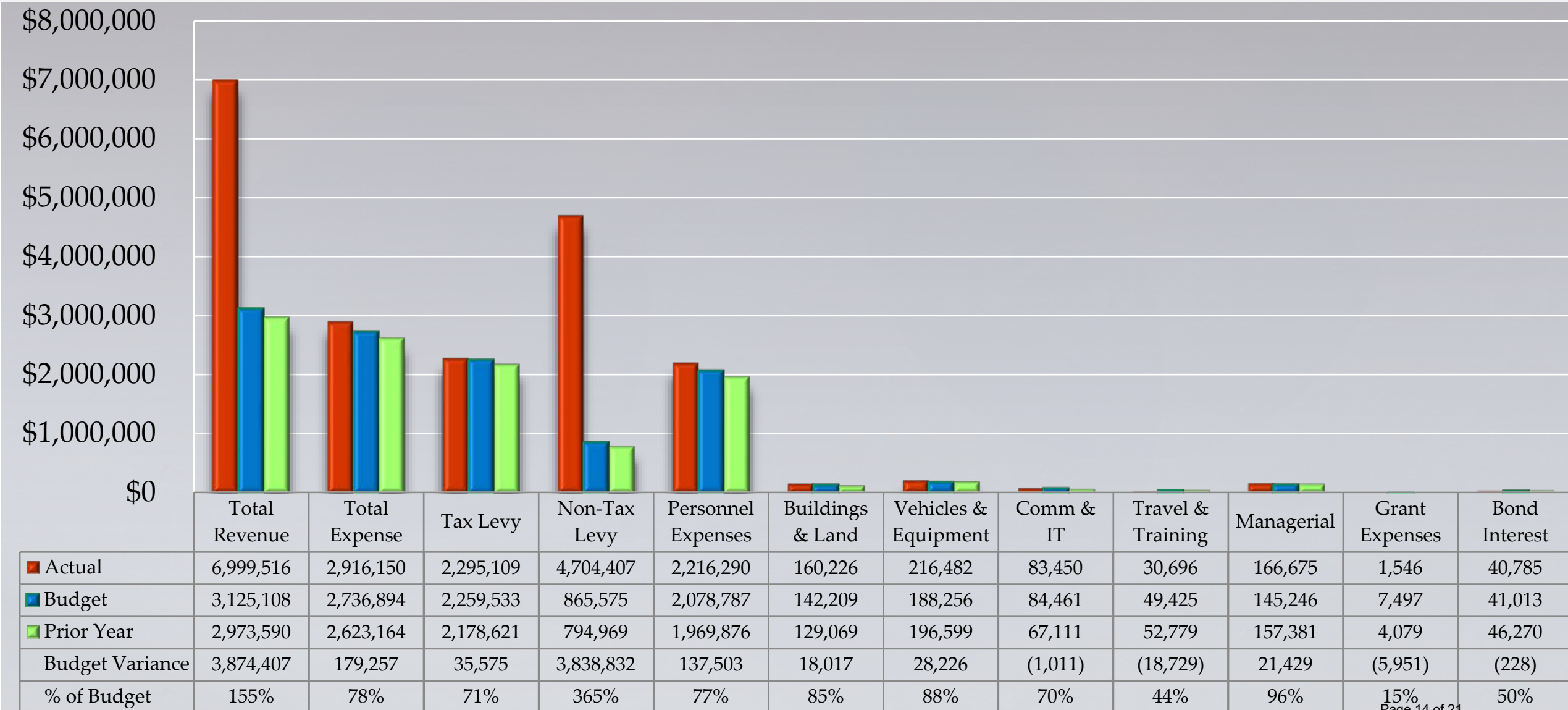
Tubac Fire District
Station Utilities, Supplies, and Repairs & Maintenance
March 2021

Date	Source Name	Memo	Amount
Station 3			
03/01/2021	Waxie Sanitary Supply	Janitorial Supplies- foam cleaner	117.12
03/03/2021	Prudential Overall Supply	Station Supplies, Station 3- 3x4 mat, laundry bag & rack, massage towels	35.15
03/03/2021	Direct TV - 0393	TV for period 03/02/21 to 04/01/21 at Station 3	156.98
03/05/2021	Liberty Utilities**	Acct #84207196-84305894; Water Service from 01/28/21 to 02/25/21 at 3...	117.51
03/10/2021	Prudential Overall Supply	Station Supplies, Station 3- 3x4 mat, laundry bag & rack, massage towels	35.15
03/10/2021	WALMART	Water for all stations	13.19
03/17/2021	Prudential Overall Supply	Station Supplies, Station 3- 3x4 mat, laundry bag & rack, massage towels	35.15
03/20/2021	Simply Bits, LLC	Account #: CA24338 Internet and long distance for April 2021	693.52
03/23/2021	Unisource Energy Services (Electric)	333 CAMINO JOSEPHINA, RIO RICO, AZ 85648 Medium General Servic...	816.32
03/24/2021	Prudential Overall Supply	Station Supplies	35.15
03/25/2021	Terminix	Pest Control	141.00
03/31/2021	Prudential Overall Supply	Station Supplies	35.15
Total Station 3			2,231.39
Station 4			
03/01/2021	Waxie Sanitary Supply	Janitorial Supplies- foam cleaner	117.12
03/01/2021	Terminix	Pest Control- on 03/01/21 at Station 4	143.00
03/03/2021	Prudential Overall Supply	Station Supplies, Station 4- 3x4 mat, laundry bag & rack, massage towels	35.15
03/06/2021	Direct TV - 2827	Monthly TV from 03/05/21 to 04/04/21 at Station 4	163.98
03/10/2021	Prudential Overall Supply	Station Supplies, Station 4- 3x4 mat, laundry bag & rack, massage towels	35.15
03/10/2021	WALMART	Water for all stations	13.20
03/17/2021	Prudential Overall Supply	Station Supplies, Station 4- 3x4 mat, laundry bag & rack, massage towels	35.15
03/20/2021	Simply Bits, LLC	Account #: CA24337 Internet and long distance for April 2021	700.80
03/24/2021	Prudential Overall Supply	Station Supplies	35.15
03/26/2021	Empire Southwest*	Generator Service	903.00
03/31/2021	Prudential Overall Supply	Station Supplies	35.15
Total Station 4			2,216.85
Total Stations			10,113.40
TOTAL			10,113.40


March 2021



Fiscal Year to Date Budget to Actual



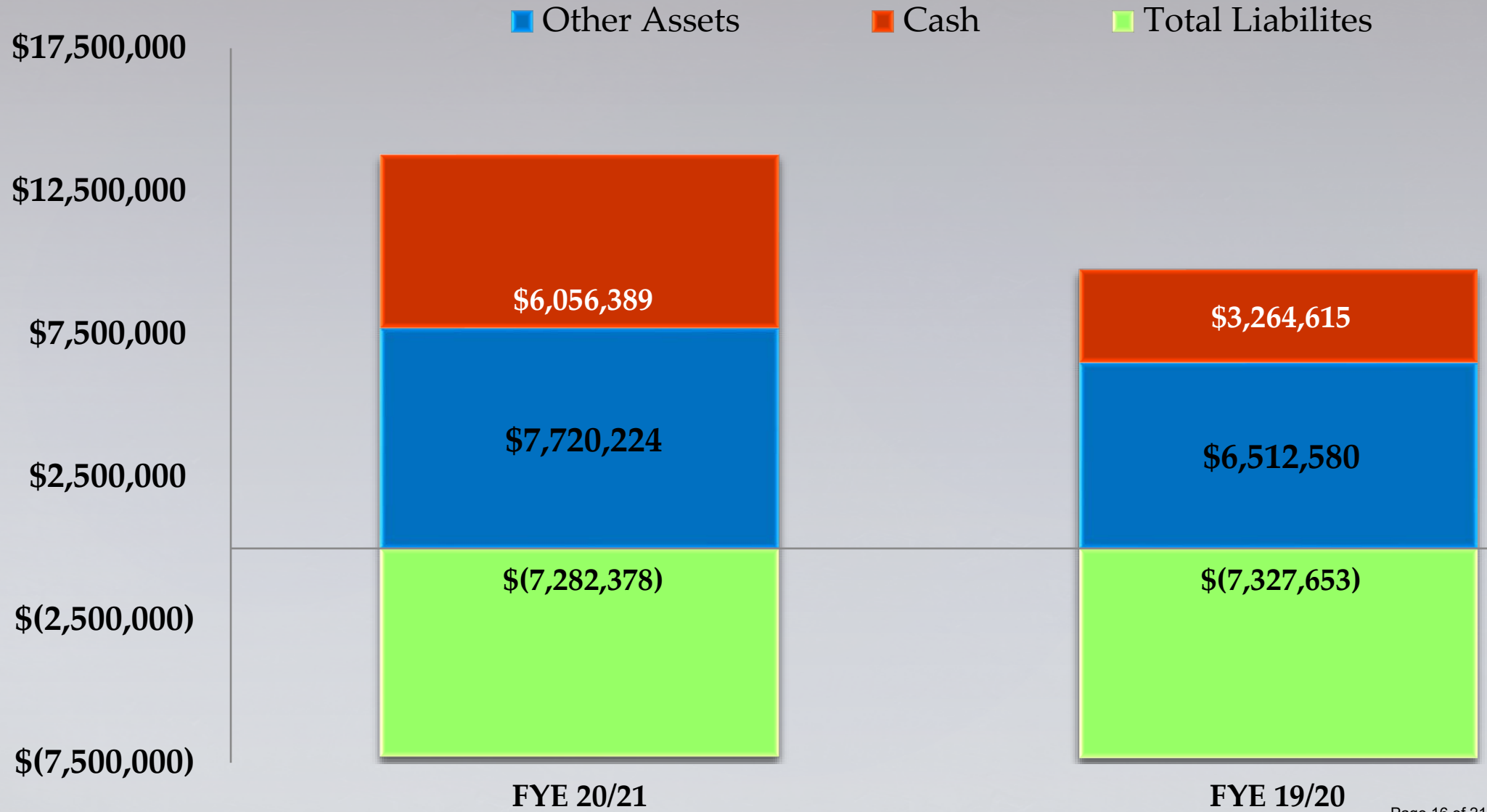
Percentage of Expenses Year to Date



Fire District Averages

Personnel	81%
Operations	11%
Communications	2%
Administrative	6%

Cash Position



Tabac Fire District
Monthly Disbursement Report
March 2021

Type	Date	Num	Name	Memo	Amount	Balance
1072 - Bill.com Money Out Clearing						
Bill Pmt -Check	03/02/2021	Bill.com	MetLife	https://app01.us.bill.com/BillPay?id=blp01MREMSE...	-2,973.15	-2,973.15
General Journal	03/02/2021	2021-075		Bill.com 03/02/21 Payables Funding	2,973.15	0.00
Bill Pmt -Check	03/05/2021	Bill.com	Backflow Technologies	https://app01.us.bill.com/BillPay?id=blp01ZXGCLNF...	-145.00	-145.00
Bill Pmt -Check	03/05/2021	Bill.com	Backflow Technologies	https://app01.us.bill.com/BillPay?id=blp01AAOUTIV...	-370.00	-515.00
Bill Pmt -Check	03/05/2021	Bill.com	Unisource Energy Services (El...	https://app01.us.bill.com/BillPay?id=blp01LLLLLJH...	-704.55	-1,219.55
Bill Pmt -Check	03/05/2021	Bill.com	Pitney Bowes Inc.	https://app01.us.bill.com/BillPay?id=blp01GHVRMA...	-86.67	-1,306.22
Bill Pmt -Check	03/05/2021	Bill.com	Waxie Sanitary Supply	https://app01.us.bill.com/BillPay?id=blp01EXIGDXG...	-357.45	-1,663.67
Bill Pmt -Check	03/05/2021	Bill.com	Backflow Technologies	https://app01.us.bill.com/BillPay?id=blp01ZRRZIHG...	-1,443.00	-3,106.67
Bill Pmt -Check	03/05/2021	Bill.com	Enerspect Medical Solutions	https://app01.us.bill.com/BillPay?id=blp01UFQVXK...	-134,516.95	-137,623.62
Bill Pmt -Check	03/05/2021	Bill.com	Century Link 011B	https://app01.us.bill.com/BillPay?id=blp01VRAYLVT...	-62.59	-137,686.21
Bill Pmt -Check	03/05/2021	Bill.com	Unisource Energy Services (El...	https://app01.us.bill.com/BillPay?id=blp01WNTKTD...	-125.13	-137,811.34
Bill Pmt -Check	03/05/2021	Bill.com	IRPromos, LLC	https://app01.us.bill.com/BillPay?id=blp01NLJFRID...	-396.12	-138,207.46
Bill Pmt -Check	03/05/2021	Bill.com	Legal Shield	https://app01.us.bill.com/BillPay?id=blp01XAVSKY...	-51.80	-138,259.26
Bill Pmt -Check	03/05/2021	Bill.com	Unisource Energy Services (El...	https://app01.us.bill.com/BillPay?id=blp01HSAATXT...	-629.53	-138,888.79
Bill Pmt -Check	03/05/2021	Bill.com	Benchmark Insurance Co.	https://app01.us.bill.com/BillPay?id=blp01LLISDPC...	-18,068.00	-156,956.79
Bill Pmt -Check	03/05/2021	Bill.com	Great America Leasing Corp.	https://app01.us.bill.com/BillPay?id=blp01QWNIZT1...	-217.68	-157,174.47
Bill Pmt -Check	03/05/2021	Bill.com	Direct TV - 9236	https://app01.us.bill.com/BillPay?id=blp01LCNSGY...	-156.23	-157,330.70
Bill Pmt -Check	03/05/2021	Bill.com	Modular Solutions	https://app01.us.bill.com/BillPay?id=blp01OHDCMD...	-800.00	-158,130.70
Bill Pmt -Check	03/05/2021	Bill.com	W.W. Williams	https://app01.us.bill.com/BillPay?id=blp01BUJSEG...	-1,269.11	-159,399.81
Bill Pmt -Check	03/05/2021	Bill.com	Unisource Energy Services (El...	https://app01.us.bill.com/BillPay?id=blp01LNPQSF...	-852.53	-160,252.34
General Journal	03/05/2021	2021-076		Bill.com 03/05/21 Payables Funding	160,252.34	0.00
Bill Pmt -Check	03/16/2021	Bill.com	Nogales Tactical LLC*	https://app01.us.bill.com/BillPay?id=blp01DQXJDD...	-8.15	-8.15
Bill Pmt -Check	03/16/2021	Bill.com	Terminix	https://app01.us.bill.com/BillPay?id=blp01ODILVCI...	-141.00	-149.15
Bill Pmt -Check	03/16/2021	Bill.com	Nogales Tactical LLC*	https://app01.us.bill.com/BillPay?id=blp01QCZTWB...	-97.72	-246.87
Bill Pmt -Check	03/16/2021	Bill.com	Prudential Overall Supply	https://app01.us.bill.com/BillPay?id=blp01HXROXC...	-35.15	-282.02
Bill Pmt -Check	03/16/2021	Bill.com	Terminix	https://app01.us.bill.com/BillPay?id=blp01NXFQKIY...	-115.00	-397.02
Bill Pmt -Check	03/16/2021	Bill.com	Central Alarm	https://app01.us.bill.com/BillPay?id=blp01HJISZLPY...	-112.50	-509.52
Bill Pmt -Check	03/16/2021	Bill.com	Nogales Tactical LLC*	https://app01.us.bill.com/BillPay?id=blp01YRVFRW...	-69.50	-579.02
Bill Pmt -Check	03/16/2021	Bill.com	Arizona PPE Recon, Inc.	https://app01.us.bill.com/BillPay?id=blp01FOCCZO...	-187.50	-766.52
Bill Pmt -Check	03/16/2021	Bill.com	PraxAir 3502	https://app01.us.bill.com/BillPay?id=blp01QSGAYR...	-696.49	-1,463.01
Bill Pmt -Check	03/16/2021	Bill.com	Voyager*	https://app01.us.bill.com/BillPay?id=blp01TMGXQO...	-272.07	-1,735.08
Bill Pmt -Check	03/16/2021	Bill.com	Waste Management of Tucson	https://app01.us.bill.com/BillPay?id=blp01SCPFJD...	-208.81	-1,943.89
Bill Pmt -Check	03/16/2021	Bill.com	Prudential Overall Supply	https://app01.us.bill.com/BillPay?id=blp01POZLEH...	-35.15	-1,979.04
Bill Pmt -Check	03/16/2021	Bill.com	Verizon	https://app01.us.bill.com/BillPay?id=blp01QCQVBY...	-515.66	-2,494.70
Bill Pmt -Check	03/16/2021	Bill.com	Nextrio, LLC	https://app01.us.bill.com/BillPay?id=blp01SKHSCR...	-606.89	-3,101.59
Bill Pmt -Check	03/16/2021	Bill.com	Jake J. Merry	https://app01.us.bill.com/BillPay?id=blp01LMTUDB...	-289.00	-3,390.59
Bill Pmt -Check	03/16/2021	Bill.com	Human Resource Strategies	https://app01.us.bill.com/BillPay?id=blp01OKJHRY...	-500.00	-3,890.59
Bill Pmt -Check	03/16/2021	Bill.com	Waste Management of Tucson	https://app01.us.bill.com/BillPay?id=blp01IECZPDS...	-205.11	-4,095.70
Bill Pmt -Check	03/16/2021	Bill.com	Praxair 9892	https://app01.us.bill.com/BillPay?id=blp01GDYJJA...	-187.55	-4,283.25
Bill Pmt -Check	03/16/2021	Bill.com	James Vincent Group	https://app01.us.bill.com/BillPay?id=blp01WACSM...	-2,700.00	-6,983.25
Bill Pmt -Check	03/16/2021	Bill.com	Nogales Tactical LLC*	https://app01.us.bill.com/BillPay?id=blp01GYJFKG...	-16.29	-6,999.54
Bill Pmt -Check	03/16/2021	Bill.com	Prudential Overall Supply	https://app01.us.bill.com/BillPay?id=blp01LNUDFA...	-30.79	-7,030.33
Bill Pmt -Check	03/16/2021	Bill.com	Verizon	https://app01.us.bill.com/BillPay?id=blp01ZJAFWT...	-320.08	-7,350.41
Bill Pmt -Check	03/16/2021	Bill.com	ECM2 LLC	https://app01.us.bill.com/BillPay?id=blp01AWRKOT...	-2,750.00	-10,100.41
Bill Pmt -Check	03/16/2021	Bill.com	Fry Fire District*	https://app01.us.bill.com/BillPay?id=blp01BSOGJN...	-908.65	-11,009.06
Bill Pmt -Check	03/16/2021	Bill.com	CenturyLink	https://app01.us.bill.com/BillPay?id=blp01XVISEXF...	-3.72	-11,012.78
Bill Pmt -Check	03/16/2021	Bill.com	Arizona Fire District Association	https://app01.us.bill.com/BillPay?id=blp01GTXOAE...	-1,015.00	-12,027.78
Bill Pmt -Check	03/16/2021	Bill.com	Canyon Disposal, Inc.	https://app01.us.bill.com/BillPay?id=blp01NLQGYF...	-227.70	-12,255.48
Bill Pmt -Check	03/16/2021	Bill.com	V191 & Associates	https://app01.us.bill.com/BillPay?id=blp01JGNJQU...	-250.00	-12,505.48
Bill Pmt -Check	03/16/2021	Bill.com	The Mahoney Group	https://app01.us.bill.com/BillPay?id=blp01JWAHYH...	-9,995.00	-22,500.48
Bill Pmt -Check	03/16/2021	Bill.com	Prudential Overall Supply	https://app01.us.bill.com/BillPay?id=blp01WLUFKS...	-37.49	-22,537.97
Bill Pmt -Check	03/16/2021	Bill.com	Direct TV - 9885	https://app01.us.bill.com/BillPay?id=blp01OJEDAP...	-156.98	-22,694.95
Bill Pmt -Check	03/16/2021	Bill.com	Municipal Emergency Services	https://app01.us.bill.com/BillPay?id=blp01VKCKUIJ...	-1,275.00	-23,969.95
Bill Pmt -Check	03/16/2021	Bill.com	Nextrio, LLC	https://app01.us.bill.com/BillPay?id=blp01FCXANB...	-3,503.55	-27,473.50
Bill Pmt -Check	03/16/2021	Bill.com	Praxair 8440	https://app01.us.bill.com/BillPay?id=blp01HBGRNN...	-501.88	-27,975.38

Tubac Fire District
Monthly Disbursement Report
March 2021

Type	Date	Num	Name	Memo	Amount	Balance
General Journal	03/16/2021	2021-083		Bill.com 03/16/21 Payables Funding	27,975.38	0.00
Bill Pmt -Check	03/19/2021	Bill.com	Liberty Utilities**	https://app01.us.bill.com/BillPay?id=blp01DGGSND...	-117.51	-117.51
Bill Pmt -Check	03/19/2021	Bill.com	Valley Imaging Solutions Inc.	https://app01.us.bill.com/BillPay?id=blp01KYWTSC...	-24.58	-142.09
Bill Pmt -Check	03/19/2021	Bill.com	Direct TV - 2827	https://app01.us.bill.com/BillPay?id=blp01ZPVUJKO...	-163.98	-306.07
Bill Pmt -Check	03/19/2021	Bill.com	Prudential Overall Supply	https://app01.us.bill.com/BillPay?id=blp01PBQMQP...	-30.79	-336.86
Bill Pmt -Check	03/19/2021	Bill.com	Unisource Energy Services (El...	https://app01.us.bill.com/BillPay?id=blp01UVGUDF...	-389.16	-726.02
Bill Pmt -Check	03/19/2021	Bill.com	Prudential Overall Supply	https://app01.us.bill.com/BillPay?id=blp01NHVZIPD...	-35.15	-761.17
Bill Pmt -Check	03/19/2021	Bill.com	Unisource Energy Services (G...	https://app01.us.bill.com/BillPay?id=blp01PSBIOLB...	-21.40	-782.57
Bill Pmt -Check	03/19/2021	Bill.com	EPCOR	https://app01.us.bill.com/BillPay?id=blp01LWPUVN...	-54.86	-837.43
Bill Pmt -Check	03/19/2021	Bill.com	Direct TV - 9236	https://app01.us.bill.com/BillPay?id=blp01FDXKOA...	-145.97	-983.40
Bill Pmt -Check	03/19/2021	Bill.com	Central Alarm	https://app01.us.bill.com/BillPay?id=blp01EGDJPM...	-60.00	-1,043.40
Bill Pmt -Check	03/19/2021	Bill.com	Valley Imaging Solutions Inc.	https://app01.us.bill.com/BillPay?id=blp01XMOOTP...	-55.14	-1,098.54
Bill Pmt -Check	03/19/2021	Bill.com	Prudential Overall Supply	https://app01.us.bill.com/BillPay?id=blp01FBLBHJG...	-30.79	-1,129.33
Bill Pmt -Check	03/19/2021	Bill.com	Century Link 326B	https://app01.us.bill.com/BillPay?id=blp01TITOHIQ...	-165.26	-1,294.59
Bill Pmt -Check	03/19/2021	Bill.com	Prudential Overall Supply	https://app01.us.bill.com/BillPay?id=blp01BCMVYD...	-37.49	-1,332.08
Bill Pmt -Check	03/19/2021	Bill.com	Prudential Overall Supply	https://app01.us.bill.com/BillPay?id=blp01DQDIOW...	-35.15	-1,367.23
Bill Pmt -Check	03/19/2021	Bill.com	Prudential Overall Supply	https://app01.us.bill.com/BillPay?id=blp01LUWVWV...	-35.15	-1,402.38
Bill Pmt -Check	03/19/2021	Bill.com	Terminix	https://app01.us.bill.com/BillPay?id=blp01OIXEDK...	-143.00	-1,545.38
Bill Pmt -Check	03/19/2021	Bill.com	Prudential Overall Supply	https://app01.us.bill.com/BillPay?id=blp01KKAVERG...	-37.49	-1,582.87
Bill Pmt -Check	03/19/2021	Bill.com	Direct TV - 0393	https://app01.us.bill.com/BillPay?id=blp01ENSAJLE...	-156.98	-1,739.85
Bill Pmt -Check	03/19/2021	Bill.com	Prudential Overall Supply	https://app01.us.bill.com/BillPay?id=blp01SLIIGDG...	-35.15	-1,775.00
General Journal	03/19/2021	2021-082		Bill.com 03/19/21 Payables Funding	1,775.00	0.00
Bill Pmt -Check	03/26/2021	Bill.com	Unisource Energy Services (El...	https://app01.us.bill.com/BillPay?id=blp01PMUYDT...	-616.31	-616.31
Bill Pmt -Check	03/26/2021	Bill.com	V191 & Associates	https://app01.us.bill.com/BillPay?id=blp01NLVYXG...	-250.00	-866.31
Bill Pmt -Check	03/26/2021	Bill.com	Century Link 326B	https://app01.us.bill.com/BillPay?id=blp01CGDXXM...	-190.26	-1,056.57
Bill Pmt -Check	03/26/2021	Bill.com	Simply Bits, LLC	https://app01.us.bill.com/BillPay?id=blp01QMMVME...	-700.80	-1,757.37
Bill Pmt -Check	03/26/2021	Bill.com	Marc Caschera	https://app01.us.bill.com/BillPay?id=blp01AUPZGP...	-309.47	-2,066.84
Bill Pmt -Check	03/26/2021	Bill.com	Liberty Utilities #8134201956-3...	https://app01.us.bill.com/BillPay?id=blp01AVQNJJB...	-311.56	-2,378.40
Bill Pmt -Check	03/26/2021	Bill.com	United Fire Equipment Co.	https://app01.us.bill.com/BillPay?id=blp01DAWIZSP...	-3,937.09	-6,315.49
Bill Pmt -Check	03/26/2021	Bill.com	Great America Leasing Corp.	https://app01.us.bill.com/BillPay?id=blp01CWSNFS...	-217.68	-6,533.17
Bill Pmt -Check	03/26/2021	Bill.com	Direct TV - 9236	https://app01.us.bill.com/BillPay?id=blp01JNLVZAM...	-156.23	-6,689.40
Bill Pmt -Check	03/26/2021	Bill.com	Vision Service Plan	https://app01.us.bill.com/BillPay?id=blp01ZNIMVPV...	-355.02	-7,044.42
Bill Pmt -Check	03/26/2021	Bill.com	Simply Bits, LLC	https://app01.us.bill.com/BillPay?id=blp01YNKAOH...	-903.54	-7,947.96
Bill Pmt -Check	03/26/2021	Bill.com	MetLife	https://app01.us.bill.com/BillPay?id=blp01UBRJOO...	-2,973.15	-10,921.11
Bill Pmt -Check	03/26/2021	Bill.com	Vision Service Plan	https://app01.us.bill.com/BillPay?id=blp01XWPULP...	-7.60	-10,928.71
Bill Pmt -Check	03/26/2021	Bill.com	Bank of America	https://app01.us.bill.com/BillPay?id=blp01SRTAZTV...	-715.11	-11,643.82
Bill Pmt -Check	03/26/2021	Bill.com	Senergy Petroleum	https://app01.us.bill.com/BillPay?id=blp01DBRGXV...	-2,237.39	-13,881.21
Bill Pmt -Check	03/26/2021	Bill.com	L&B Mobile Medical EMSAR Ar...	https://app01.us.bill.com/BillPay?id=blp01ILATAFR...	-1,500.00	-15,381.21
Bill Pmt -Check	03/26/2021	Bill.com	Legal Shield	https://app01.us.bill.com/BillPay?id=blp01PULSWM...	-51.80	-15,433.01
Bill Pmt -Check	03/26/2021	Bill.com	Polaris	https://app01.us.bill.com/BillPay?id=blp01LXDTVVN...	-16,998.26	-32,431.27
Bill Pmt -Check	03/26/2021	Bill.com	Quick Fix	https://app01.us.bill.com/BillPay?id=blp01DCVKKW...	-657.89	-33,089.16
Bill Pmt -Check	03/26/2021	Bill.com	Guardian EMS Products	https://app01.us.bill.com/BillPay?id=blp01QTTVUS...	-216.00	-33,305.16
Bill Pmt -Check	03/26/2021	Bill.com	Simply Bits, LLC	https://app01.us.bill.com/BillPay?id=blp01GDKWRS...	-592.56	-33,897.72
Bill Pmt -Check	03/26/2021	Bill.com	Unisource Energy Services (G...	https://app01.us.bill.com/BillPay?id=blp01SQVLITD...	-82.99	-33,980.71
Bill Pmt -Check	03/26/2021	Bill.com	Unisource Energy Services (El...	https://app01.us.bill.com/BillPay?id=blp01HVSWUZ...	-127.93	-34,108.64
Bill Pmt -Check	03/26/2021	Bill.com	Enerspect Medical Solutions	https://app01.us.bill.com/BillPay?id=blp01QPHSJXJ...	-671.41	-34,780.05
Bill Pmt -Check	03/26/2021	Bill.com	Simply Bits, LLC	https://app01.us.bill.com/BillPay?id=blp01FLSWJU...	-693.52	-35,473.57
Bill Pmt -Check	03/26/2021	Bill.com	BCBS of Arizona	https://app01.us.bill.com/BillPay?id=blp01JSYXLJJZ...	-21,246.15	-56,719.72
Bill Pmt -Check	03/26/2021	Bill.com	Coppersmith Brockelman PLC	https://app01.us.bill.com/BillPay?id=blp01GTGWKB...	-260.00	-56,979.72
General Journal	03/26/2021	2021-084		Bill.com 03/26/21 Payables Funding	4,027.83	-52,951.89
General Journal	03/26/2021	2021-085		Bill.com 03/26/21 Payables Funding	52,951.89	0.00

Total 1072 - Bill.com Money Out Clearing

0.00 0.00

Tubac Fire District
Monthly Disbursement Report
 March 2021

Type	Date	Num	Name	Memo	Amount	Balance
1127 · Cash with County Treasurer						
Deposit	03/08/2021	47921		February 2021 - T061-2063 property tax revenue	-141,949.28	-141,949.28
General Journal	03/31/2021	2021-093		To Record Property Tax for March 2021	131,746.60	-10,202.68
Total 1127 · Cash with County Treasurer					-10,202.68	-10,202.68
1129 · Operational						
Check	03/01/2021	25756	Chris Farmer		-443.40	-443.40
Deposit	03/01/2021			Deposit	4,470.69	4,027.29
Deposit	03/01/2021			Deposit	2,386.79	6,414.08
General Journal	03/02/2021	2021-075		Bill.com 03/02/21 Payables Funding	-2,973.15	3,440.93
Deposit	03/02/2021			Deposit	555.88	3,996.81
Deposit	03/03/2021			Deposit	479.86	4,476.67
Deposit	03/03/2021			Deposit	125.91	4,602.58
Deposit	03/03/2021			Deposit	2,431.09	7,033.67
Deposit	03/04/2021			Deposit	1,405.39	8,439.06
Deposit	03/05/2021			Deposit	946.56	9,385.62
General Journal	03/05/2021	2021-076		Bill.com 03/05/21 Payables Funding	-160,252.34	-150,866.72
Deposit	03/08/2021			Deposit	1,462.99	-149,403.73
Deposit	03/08/2021			Deposit	143,176.79	-6,226.94
Deposit	03/08/2021			Deposit	262.42	-5,964.52
Deposit	03/08/2021			Interest	9.03	-5,955.49
Check	03/09/2021	25757	Green Valley F.F.A.	Pay period ending March 7, 2021	-468.00	-6,423.49
Check	03/09/2021	25758	Security Benefit	Payer ID# 613624000 pay period ending March 7, 2...	-375.00	-6,798.49
Check	03/09/2021	25759	Nationwide Retirement Solutions	Plan 401A - Pay period ending March 7, 2021	-1,207.65	-8,006.14
Check	03/09/2021	25760	Nationwide Retirement Solutions	Entity No. 0345 - Pay period ending March 7, 2021	-1,133.13	-9,139.27
Deposit	03/09/2021			Deposit	5,010.43	-4,128.84
Deposit	03/09/2021			Deposit	454.82	-3,674.02
Deposit	03/09/2021			Deposit	547.41	-3,126.61
Deposit	03/10/2021			Deposit	808.18	-2,318.43
Deposit	03/10/2021			Deposit	784.59	-1,533.84
Deposit	03/11/2021			Deposit	1,211.56	-322.28
Check	03/12/2021	ACH	PUBLIC SAFETY PERSONAL ...	Pay period ending March 7, 2021	-21,506.38	-21,828.66
General Journal	03/12/2021	2021-081			-52,109.28	-73,937.94
General Journal	03/12/2021	2021-081			-1,783.65	-75,721.59
General Journal	03/12/2021	2021-081			-10,042.85	-85,764.44
General Journal	03/12/2021	2021-081			-281.25	-86,045.69
General Journal	03/12/2021	2021-081			-490.00	-86,535.69
Deposit	03/12/2021			Deposit	948.39	-85,587.30
Check	03/15/2021	ACH	Aflac	Invoice #653490 / M2V55	-246.00	-85,833.30
Deposit	03/15/2021			Deposit	365.00	-85,468.30
Deposit	03/15/2021			Deposit	103.34	-85,364.96
Check	03/15/2021			Service Charge	-709.77	-86,074.73
Check	03/15/2021		FDGL		-45.33	-86,120.06
Deposit	03/16/2021			Deposit	830.40	-85,289.66
Deposit	03/16/2021			Deposit	1,252.10	-84,037.56
Deposit	03/16/2021			Deposit	57.96	-83,979.60
General Journal	03/16/2021	2021-083		Bill.com 03/16/21 Payables Funding	-27,975.38	-111,954.98
Check	03/17/2021		FDGL		-30.20	-111,985.18
Deposit	03/18/2021			Deposit	203.80	-111,781.38
Deposit	03/18/2021			Deposit	558.40	-111,222.98
Deposit	03/18/2021			Deposit	57.96	-111,165.02
Deposit	03/18/2021			Deposit	3,641.50	-107,523.52
Check	03/18/2021	25761	Central California Alliance for H...	Letter ID: 49594023 / refund overpayment	-220.80	-107,744.32
Check	03/18/2021	25762	Payment Resolution Services	PRS Acct. #4037140 / Refund overpayment	-2,039.94	-109,784.26
Deposit	03/19/2021			Deposit	835.06	-108,949.20
Deposit	03/19/2021			Deposit	487.52	-108,461.68

9:44 AM

04/22/21

Accrual Basis

Tubac Fire District
Monthly Disbursement Report
March 2021

Type	Date	Num	Name	Memo	Amount	Balance
Deposit	03/19/2021			Deposit	1,867.94	-106,593.74
Deposit	03/19/2021			Deposit	200.00	-106,393.74
General Journal	03/19/2021	2021-082		Bill.com 03/19/21 Payables Funding	-1,775.00	-108,168.74
Check	03/20/2021	ACH	Enterprise FM Trust	Invoice #FBN4164149	-2,276.37	-110,445.11
Deposit	03/22/2021			Deposit	1,289.42	-109,155.69
Deposit	03/22/2021			Deposit	484.48	-108,671.21
Check	03/23/2021	25763	Green Valley F.F.A.	Pay period ending March 21, 2021	-468.00	-109,139.21
Check	03/23/2021	25764	Security Benefit	Payer ID# 613624000 / pay perid end March 21, 2021	-375.00	-109,514.21
Check	03/23/2021	25765	Nationwide Retirement Solutions	Entity No. 0345 Pay period end March 21, 2021	-1,133.13	-110,647.34
Check	03/23/2021	25766	Nationwide Retirement Solutions	Plan 401A - Pay period end March 21, 2021	-1,008.57	-111,655.91
Deposit	03/23/2021			Deposit	717.93	-110,937.98
Deposit	03/23/2021			Deposit	250.00	-110,687.98
Deposit	03/24/2021			Deposit	2,030.93	-108,657.05
Check	03/26/2021	ACH	PUBLIC SAFETY PERSONAL ...	Pay period ending March 21, 2021	-19,368.29	-128,025.34
Deposit	03/26/2021			Deposit	498.33	-127,527.01
Deposit	03/26/2021			Deposit	1,123.62	-126,403.39
General Journal	03/26/2021	2021-084		Bill.com 03/26/21 Payables Funding	-4,027.83	-130,431.22
General Journal	03/26/2021	2021-085		Bill.com 03/26/21 Payables Funding	-52,951.89	-183,383.11
General Journal	03/26/2021	2021-086			-46,733.08	-230,116.19
General Journal	03/26/2021	2021-086			-1,331.77	-231,447.96
General Journal	03/26/2021	2021-086			-9,230.60	-240,678.56
General Journal	03/26/2021	2021-086			-276.74	-240,955.30
General Journal	03/26/2021	2021-086			-490.00	-241,445.30
Deposit	03/29/2021			Deposit	1,038.56	-240,406.74
Deposit	03/30/2021			Deposit	747.16	-239,659.58
Deposit	03/30/2021			Deposit	11,256.66	-228,402.92
Deposit	03/30/2021			Deposit	250.00	-228,152.92
Deposit	03/31/2021			Deposit	514.66	-227,638.26
Deposit	03/31/2021			Deposit	241.55	-227,396.71
Total 1129 - Operational					-227,396.71	-227,396.71
1130 - Savings Acct.						
Deposit	03/31/2021			Interest	197.16	197.16
Total 1130 - Savings Acct.					197.16	197.16
TOTAL					-237,402.23	-237,402.23

Tubac Fire District

Twelve-Month Cash Flow

Fiscal Year Begins: Jul-20

Tubac Fire District

	Beginning	Jul-20	Aug-20	Sep-20	Oct-20	Nov-20	Dec-20	Jan-21	Feb-21	Mar-21	Apr-21	May-21	Jun-21	Monthly Average	Overview
Cash Summary															
Cash on Hand <small>(beginning of month)</small>	1,903,291	1,903,291	1,691,189	1,551,593	1,387,498	5,496,841	6,084,874	5,757,247	5,834,039	5,740,743	5,503,341	5,754,365	5,852,603	4,379,802	
Cash Available (on hand + receipts, before cash out)	1,903,291	2,131,793	1,817,562	1,720,626	5,823,775	6,339,139	6,415,642	6,459,711	6,142,183	5,929,120	6,078,308	6,142,103	6,139,069	5,094,919	
Cash Position (end of month)	1,903,291	1,691,189	1,551,593	1,387,498	5,496,841	6,084,874	5,757,247	5,834,039	5,740,743	5,503,341	5,754,365	5,852,603	5,391,290	4,670,468	
Line of Credit Available	1,000,000	1,000,000	1,000,000	1,000,000	1,000,000	1,000,000	1,000,000	1,000,000	1,000,000	1,000,000	1,000,000	1,000,000	1,000,000	1,000,000	
Cash Receipts															
Tax Levy Revenue		12,489	8,294	8,567	394,491	760,934	288,975	190,174	141,949	131,747	433,792	246,563	145,291	230,272	
Other Cash Inflows		216,013	118,078	160,466	4,041,785	81,364	41,793	512,290	166,196	56,631	141,175	141,175	141,175	484,845	
Line of Credit		0	0	0	0	0	0	0	0	0	0	0	0	0	
Total Cash Receipts		228,502	126,372	169,033	4,436,276	842,298	330,768	702,464	308,145	188,378	574,967	387,738	286,466	715,117	
Cash Paid Out															
Disbursements		440,603	265,969	333,128	326,934	254,265	658,833	625,672	401,441	425,780	323,943	289,500	395,634	395,142	
Capital Outlay		0	0	0	0	0	0	0	0	0	0	0	352,145	29,345	
Repayment of LOC		0	0	0	0	0	0	0	0	0	0	0	0	0	
Total Cash Paid Out		440,603	265,969	333,128	326,934	254,265	658,833	625,672	401,441	425,780	323,943	289,500	747,779	424,487	
		(Actual)	(Actual)	(Actual)	(Actual)	(Actual)	(Actual)	(Actual)	(Actual)	(Actual)	(Budget)	(Budget)	(Budget)		