

# Tubac Fire District

2227 E I-19 Frontage Rd  
Tubac, AZ 85646  
520.398.2255



## Monthly Financial Report - June 2019

Attached are the following for your information and review:

1. Balance Sheet as of June 30, 2019.
2. Summary of Reconciled Cash Balances as of June 30, 2019.
3. Income Statement of Revenues and Expenditures for June 30, 2019, including budget to actual and year-to-date balances.
4. Income vs. Expenses Graph for June 2019.
5. Fixed Asset Additions and Disposals for FY 18/19.
6. Liabilities & Securities for FY 18/19.
7. Fleet Repairs & Maintenance Expenses.
8. Station Utilities, Supplies, and Repairs & Maintenance Expenses.
9. Board Presentation.
10. Monthly Disbursement Report.
11. 12-Month Cash Flow.

### Key points:

- Santa Cruz County revenue for June was \$123,123 which was \$27,017 under budget.
- Non-Levy revenue was \$96,680 which was under budget by \$42,872.
  - The variance is due to less wildland deployments than budgeted for the month.
- Expenses for June totaled \$330,873 which was under budget by \$33,348.
  - Prepayment of bond interest for the bond refinancing contributed to this variance.
- Fiscal year revenues are \$4,157,369 which is \$122,899 over budget.
- Fiscal year expenses are \$3,488,421 which is \$10,994 under budget.

Please contact the Finance Director for any questions or concerns regarding this report.

**This report and the attached detail reports have been reviewed and approved by the Fire Board.**

---

Board Clerk

---

Date

**Tubac Fire District**  
**Balance Sheet**  
**As of June 30, 2019**

	Jun 30, 19	May 31, 19	\$ Change	Jun 30, 18	\$ Change
<b>ASSETS</b>					
<b>Current Assets</b>					
<b>Checking/Savings</b>					
1072 · Bill.com Money Out Clearing	0.00	18,301.84	-18,301.84	0.00	0.00
1127 · Cash with County Treasurer	47,334.12	88,394.74	-41,060.62	46,586.77	747.35
1129 · Operational	852,060.39	1,093,009.55	-240,949.16	939,679.12	-87,618.73
1130 · Savings Acct.	728,023.42	925,774.09	-197,750.67	800,131.29	-72,107.87
1131 · Bond Account	552,588.99	642,906.13	-90,317.14	0.00	552,588.99
<b>Total Checking/Savings</b>	<b>2,180,006.92</b>	<b>2,768,386.35</b>	<b>-588,379.43</b>	<b>1,786,397.18</b>	<b>393,609.74</b>
<b>Accounts Receivable</b>					
1245 · Property Tax Receivable	224,874.64	224,874.64	0.00	224,874.64	0.00
1200 · Wildland Receivable	0.00	0.00	0.00	145,684.44	-145,684.44
1205 · Other Receivables	17,983.25	17,983.25	0.00	21,045.81	-3,062.56
1250 · Ambulance Receivable	270,833.77	239,994.52	30,839.25	96,768.82	174,064.95
1251 · Allowance for Ambulance Receiv	-32,589.49	-28,878.59	-3,710.90	-11,644.22	-20,945.27
<b>Total Accounts Receivable</b>	<b>481,102.17</b>	<b>453,973.82</b>	<b>27,128.35</b>	<b>476,729.49</b>	<b>4,372.68</b>
<b>Other Current Assets</b>					
1110 · Escrow Account	195,131.69	0.00	195,131.69	0.00	195,131.69
1400 · Prepaid Expense	53,523.04	34,384.00	19,139.04	34,280.00	19,243.04
<b>Total Other Current Assets</b>	<b>248,654.73</b>	<b>34,384.00</b>	<b>214,270.73</b>	<b>34,280.00</b>	<b>214,374.73</b>
<b>Total Current Assets</b>	<b>2,909,763.82</b>	<b>3,256,744.17</b>	<b>-346,980.35</b>	<b>2,297,406.67</b>	<b>612,357.15</b>
<b>Fixed Assets</b>					
1711 · Land - Non-depreciable	257,352.00	257,352.00	0.00	257,352.00	0.00
1745 · AD - Equipment	-1,186,584.67	-1,186,584.67	0.00	-1,186,584.67	0.00
1735 · AD - Vehicles	-2,863,022.30	-2,863,022.30	0.00	-2,888,021.30	24,999.00
1725 · AD - Building	-1,661,794.19	-1,661,794.19	0.00	-1,661,794.19	0.00
1730 · Vehicles	3,523,888.00	3,212,872.00	311,016.00	3,237,871.00	286,017.00
1740 · Equipment	1,520,769.58	1,520,769.58	0.00	1,405,854.76	114,914.82
1720 · Buildings & Improvements	6,314,708.00	6,314,708.00	0.00	6,314,708.00	0.00
<b>Total Fixed Assets</b>	<b>5,905,316.42</b>	<b>5,594,300.42</b>	<b>311,016.00</b>	<b>5,479,385.60</b>	<b>425,930.82</b>
<b>Other Assets</b>					
1915 · Deferred outflows - PSPRS	1,327,433.00	1,327,433.00	0.00	1,327,433.00	0.00
<b>Total Other Assets</b>	<b>1,327,433.00</b>	<b>1,327,433.00</b>	<b>0.00</b>	<b>1,327,433.00</b>	<b>0.00</b>
<b>TOTAL ASSETS</b>	<b>10,142,513.24</b>	<b>10,178,477.59</b>	<b>-35,964.35</b>	<b>9,104,225.27</b>	<b>1,038,287.97</b>
<b>LIABILITIES &amp; EQUITY</b>					
<b>Liabilities</b>					
<b>Current Liabilities</b>					
<b>Accounts Payable</b>					
2000 · Accounts Payable	6,836.68	135,919.42	-129,082.74	47,812.29	-40,975.61
<b>Total Accounts Payable</b>	<b>6,836.68</b>	<b>135,919.42</b>	<b>-129,082.74</b>	<b>47,812.29</b>	<b>-40,975.61</b>
<b>Credit Cards</b>					
2010 · Bank of America Credit Card	609.70	4,970.05	-4,360.35	4,673.69	-4,063.99
<b>Total Credit Cards</b>	<b>609.70</b>	<b>4,970.05</b>	<b>-4,360.35</b>	<b>4,673.69</b>	<b>-4,063.99</b>
<b>Other Current Liabilities</b>					
2030 · Compensated Absences Payable	205,164.67	205,164.67	0.00	205,164.67	0.00
2020 · Accrued Wages	45,661.21	45,661.21	0.00	45,327.24	333.97
2315 · Deferred Inflows - PSPRS	452,650.00	452,650.00	0.00	452,650.00	0.00
2100 · Payroll Liabilities	54,866.06	37,449.65	17,416.41	36,379.35	18,486.71
2111 · Direct Deposit Liabilities	93.00	93.00	0.00	0.00	93.00
<b>Total Other Current Liabilities</b>	<b>758,434.94</b>	<b>741,018.53</b>	<b>17,416.41</b>	<b>739,521.26</b>	<b>18,913.68</b>
<b>Total Current Liabilities</b>	<b>765,881.32</b>	<b>881,908.00</b>	<b>-116,026.68</b>	<b>792,007.24</b>	<b>-26,125.92</b>

**Tubac Fire District**  
**Balance Sheet**  
As of June 30, 2019

	Jun 30, 19	May 31, 19	\$ Change	Jun 30, 18	\$ Change
<b>Long Term Liabilities</b>					
2330 · Ambulance Lease Payable	195,131.69	0.00	195,131.69	0.00	195,131.69
2355 · Net Pension Liability - PSPRS	2,059,837.00	2,059,837.00	0.00	2,059,837.00	0.00
2320 · Bond Payable	4,125,000.00	4,125,000.00	0.00	0.00	4,125,000.00
<b>Total Long Term Liabilities</b>	<b>6,379,968.69</b>	<b>6,184,837.00</b>	<b>195,131.69</b>	<b>2,059,837.00</b>	<b>4,320,131.69</b>
<b>Total Liabilities</b>	<b>7,145,850.01</b>	<b>7,066,745.00</b>	<b>79,105.01</b>	<b>2,851,844.24</b>	<b>4,294,005.77</b>
<b>Equity</b>					
3001 · Fund Equity	4,558,998.30	4,558,998.30	0.00	4,615,791.00	-56,792.70
3510 · Unreserved	1,693,382.73	1,693,382.73	0.00	1,693,382.73	0.00
3530 · Reserved - Bond	-3,924,665.67	-3,924,665.67	0.00	0.00	-3,924,665.67
Net Income	668,947.87	784,017.23	-115,069.36	-56,792.70	725,740.57
<b>Total Equity</b>	<b>2,996,663.23</b>	<b>3,111,732.59</b>	<b>-115,069.36</b>	<b>6,252,381.03</b>	<b>-3,255,717.80</b>
<b>TOTAL LIABILITIES &amp; EQUITY</b>	<b><u>10,142,513.24</u></b>	<b><u>10,178,477.59</u></b>	<b><u>-35,964.35</u></b>	<b><u>9,104,225.27</u></b>	<b><u>1,038,287.97</u></b>

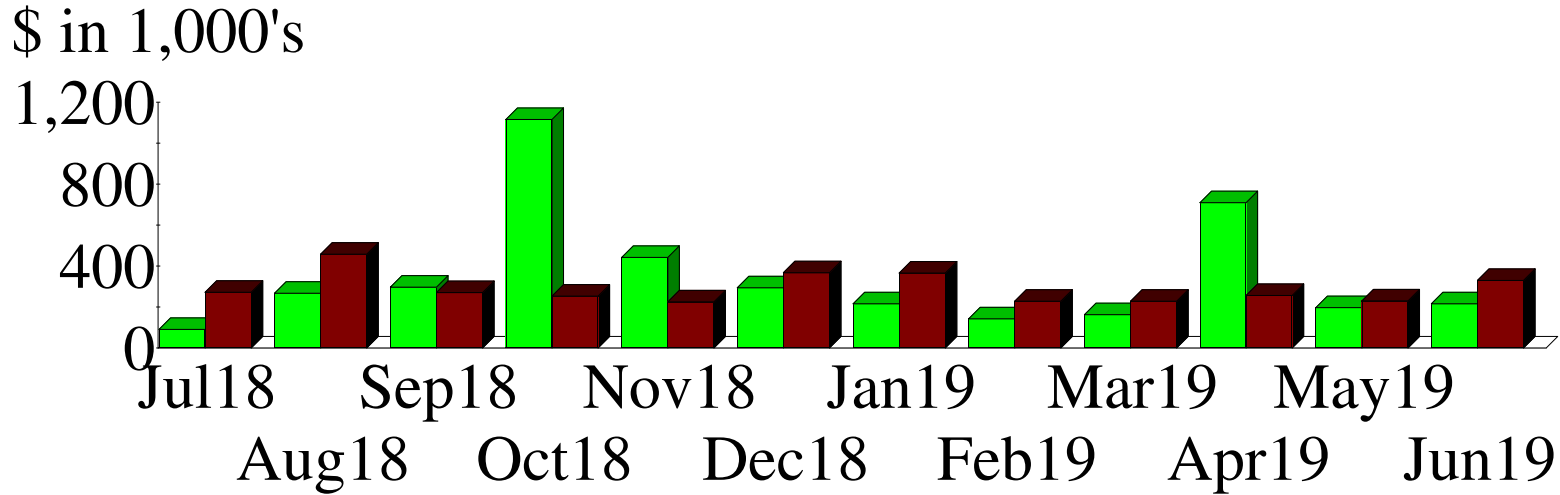
**Tubac Fire District**  
**Summary of Reconciled Cash Balances**  
 Period Ending 06/30/2019

	Bank of America Checking	Santa Cruz County General Fund	Bank of America Savings	Santa Cruz County Bond Account
	<u>6/30/2019</u>	<u>6/30/2019</u>	<u>6/30/2019</u>	<u>6/30/2019</u>
<b>Beginning Balance</b>	1,093,417.55	88,394.74	925,774.09	642,906.13
<b>Cleared Transactions</b>				
Checks and Payments	(670,885.04)	(88,394.74)	(197,809.81)	(102,646.88)
Deposits and Credits	429,893.88	47,334.12	59.14	12,329.74
<b>Total Cleared Transactions</b>	<u>(240,991.16)</u>	<u>(41,060.62)</u>	<u>(197,750.67)</u>	<u>(90,317.14)</u>
<b>Cleared Balance</b>	<u><u>852,426.39</u></u>	<u><u>47,334.12</u></u>	<u><u>728,023.42</u></u>	<u><u>552,588.99</u></u>
<b>Uncleared Transactions</b>				
Checks and Payments	(396.00)	-	-	-
Deposits and Credits	30.00	-	-	-
<b>Total Uncleared Transactions</b>	<u>(366.00)</u>	<u>-</u>	<u>-</u>	<u>-</u>
<b>Register Balance as of 6/30/2019</b>	<u><u>852,060.39</u></u>	<u><u>47,334.12</u></u>	<u><u>728,023.42</u></u>	<u><u>552,588.99</u></u>

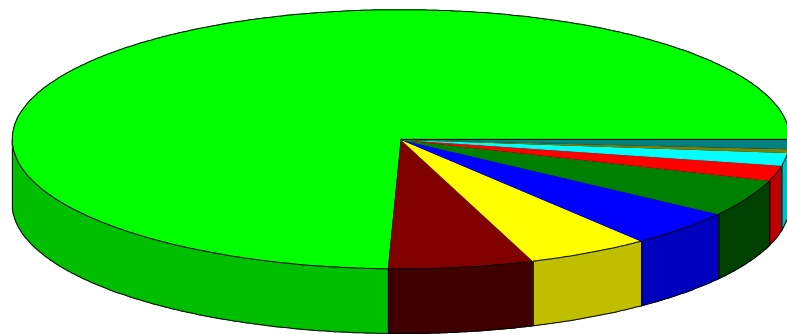
**Tubac Fire District**  
**Profit & Loss Budget Performance**  
 June 2019

	<u>Jun 19</u>	<u>Budget</u>	<u>\$ Over Budget</u>	<u>Jul '18 - Jun ...</u>	<u>YTD Budget</u>	<u>\$ Over Budget</u>	<u>Annual Budg...</u>
<b>Ordinary Income/Expense</b>							
<b>Income</b>							
<b>Tax Revenues</b>	123,123.17	150,139.81	-27,016.64	2,936,576.17	2,973,207.99	-36,631.82	2,973,207.99
<b>Non Tax Levy Revenue</b>	92,680.23	135,552.37	-42,872.14	1,220,793.00	1,061,262.00	159,531.00	1,061,262.00
<b>Total Income</b>	<u>215,803.40</u>	<u>285,692.18</u>	<u>-69,888.78</u>	<u>4,157,369.17</u>	<u>4,034,469.99</u>	<u>122,899.18</u>	<u>4,034,469.99</u>
<b>Gross Profit</b>	215,803.40	285,692.18	-69,888.78	4,157,369.17	4,034,469.99	122,899.18	4,034,469.99
<b>Expense</b>							
<b>Personnel Expenses</b>	179,487.84	241,916.91	-62,429.07	2,600,866.26	2,749,693.63	-148,827.37	2,749,693.63
<b>Buildings &amp; Land</b>	9,687.43	15,316.63	-5,629.20	164,115.81	183,800.00	-19,684.19	183,800.00
<b>Vehicles &amp; Equipment</b>	10,068.53	17,216.63	-7,148.10	179,448.97	206,600.00	-27,151.03	206,600.00
<b>Communications &amp; I.T.</b>	5,999.80	5,500.00	499.80	71,767.69	66,000.00	5,767.69	66,000.00
<b>Travel &amp; Training</b>	1,865.47	7,358.26	-5,492.79	60,824.20	59,950.00	874.20	59,950.00
<b>Managerial Expenses</b>	17,405.91	10,216.74	7,189.17	164,432.36	122,600.00	41,832.36	122,600.00
<b>Grant Expenses</b>	0.00			11,755.35			
<b>Total Expense</b>	<u>224,514.98</u>	<u>297,525.17</u>	<u>-73,010.19</u>	<u>3,253,210.64</u>	<u>3,388,643.63</u>	<u>-135,432.99</u>	<u>3,388,643.63</u>
<b>Net Ordinary Income</b>	-8,711.58	-11,832.99	3,121.41	904,158.53	645,826.36	258,332.17	645,826.36
<b>Other Income/Expense</b>							
<b>Other Expense</b>							
8000 · Bad Debt Expe...	3,710.90			21,791.90			
8010 · Bond Interest	102,646.88	0.00	102,646.88	213,418.76	110,771.88	102,646.88	110,771.88
<b>Total Other Expense</b>	<u>106,357.78</u>	<u>0.00</u>	<u>106,357.78</u>	<u>235,210.66</u>	<u>110,771.88</u>	<u>124,438.78</u>	<u>110,771.88</u>
<b>Net Other Income</b>	-106,357.78	0.00	-106,357.78	-235,210.66	-110,771.88	-124,438.78	-110,771.88
<b>Net Income</b>	<u><b>-115,069.36</b></u>	<u><b>-11,832.99</b></u>	<u><b>-103,236.37</b></u>	<u><b>668,947.87</b></u>	<u><b>535,054.48</b></u>	<u><b>133,893.39</b></u>	<u><b>535,054.48</b></u>

## Income and Expense by Month July 2018 through June 2019



### Expense Summary July 2018 through June 2019



By Account

Personnel Expenses	74.56%
8010 · Bond Interest	6.12
Vehicles & Equipment	5.14
Managerial Expenses	4.71
Buildings & Land	4.70
Communications & I.T.	2.06
Travel & Training	1.74
8000 · Bad Debt Expense	0.62
Grant Expenses	0.34
<b>Total</b>	<b>\$3,488,421.30</b>



**Tubac Fire District**  
**Fleet Repairs & Maintenance**  
**June 2019**

<u>Date</u>	<u>Source Name</u>	<u>Memo</u>	<u>Amount</u>
<b>Apparatus</b>			
<b>Ambulance 1031</b>			
06/10/2019	Merle's Automotive Supply	50/50 Gal Dex Cool	11.59
Total Ambulance 1031			11.59
<b>Ambulance 1032</b>			
06/10/2019	Merle's Automotive Supply	50/50 Gal Dex Cool	11.59
Total Ambulance 1032			11.59
<b>Ambulance 1033</b>			
06/10/2019	Merle's Automotive Supply	50/50 Gal Dex Cool	11.59
Total Ambulance 1033			11.59
<b>Ambulance 1034</b>			
06/10/2019	Merle's Automotive Supply	50/50 Gal Dex Cool	11.59
Total Ambulance 1034			11.59
<b>Brush 1023</b>			
06/11/2019	Amazon		26.43
Total Brush 1023			26.43
<b>Brush 1046</b>			
06/10/2019	Merle's Automotive Supply	50/50 Red HD Premium, Ex...	23.19
Total Brush 1046			23.19
<b>Brush 1047</b>			
06/10/2019	Merle's Automotive Supply	50/50 Red HD Premium	10.98
Total Brush 1047			10.98
<b>Brush 1048</b>			
06/10/2019	Merle's Automotive Supply	50/50 Red HD Premium, Ex...	23.19
Total Brush 1048			23.19
<b>Pumper 1005</b>			
06/06/2019	Diamondback Fire & Rescue	Oil and Annual Maintenance	543.69
Total Pumper 1005			543.69
<b>Rescue 1040</b>			
06/10/2019	Merle's Automotive Supply	Hitch Lock	10.58
Total Rescue 1040			10.58
<b>Staff Vehicle 1050</b>			
06/28/2019	B & B Selectcom, Inc.	install Mobile radio	150.00
Total Staff Vehicle 1050			150.00
<b>Staff Vehicle 1051</b>			
06/13/2019	Arizona Correctional Industries	Vehicle graphics	337.96
06/28/2019	B & B Selectcom, Inc.	install Mobile radio	150.00
Total Staff Vehicle 1051			487.96
<b>Staff Vehicle 1052</b>			
06/28/2019	B & B Selectcom, Inc.	install Mobile radio	150.00
Total Staff Vehicle 1052			150.00
<b>Type 1 Engine 1041</b>			
06/06/2019	Diamondback Fire & Rescue	Oil and Annual Maintenance	543.68
Total Type 1 Engine 1041			543.68



**Tubac Fire District**  
**Fleet Repairs & Maintenance**  
**June 2019**

---

Date	Source Name	Memo	Amount
<b>Type 1 Engine 1042</b>			
06/06/2019	Diamondback Fire & Rescue	Oil and Annual Maintenance	543.69
Total Type 1 Engine 1042			543.69
<b>Type 1 Engine 1044</b>			
06/06/2019	Diamondback Fire & Rescue	Oil and Annual Maintenance	543.69
06/10/2019	Merle's Automotive Supply	50/50 Red HD Premium	10.98
Total Type 1 Engine 1044			554.67
<b>Apparatus - Other</b>			
06/13/2019	Arizona Correctional Industries	Vehicle Graphics	337.96
Total Apparatus - Other			337.96
Total Apparatus			3,452.38
<b>TOTAL</b>			<b><u>3,452.38</u></b>

**Tubac Fire District**  
**Station Utilities, Supplies, and Repairs & Maintenance**  
**June 2019**

Date	Source Name	Memo	Amount
<b>Stations</b>			
<b>Station 1</b>			
06/01/2019	Century Link 8386	Internet Station 1 June 2019	3.73
06/10/2019	Century Link 326B	Internet for Station 1 June 2019	159.79
06/11/2019	EPCOR	May Water Bill Station 1	48.33
06/18/2019	Unisource Energy Services (Electric)	Acc #3813500000: 5.15.19-6.17....	657.56
06/18/2019	Unisource Energy Services (Gas)	Acct No. 9658140000 Gas servic...	22.07
06/18/2019	Unisource Energy Services (Gas)	Acct No. 4637130000 Gas servic...	23.43
06/19/2019	Direct TV - 9236	TV for period 6/18/19-7/17/19	139.25
06/20/2019	Simply Bits, LLC	CA24339 Internet and long distan...	969.67
06/21/2019	Brady Industries	Cleaning Supplies	99.07
06/26/2019	Waste Management of Tucson	Trash Service For Station 1	184.44
06/30/2019	Century Link 8386	Internet Station 1 July 2019	3.83
Total Station 1			2,311.17
<b>Station 2</b>			
06/01/2019	Central Alarm	Access control full service 6.1.19-...	60.00
06/05/2019	Tubac Trailer Tether	propane bottle fill up for station #2	11.95
06/10/2019	Century Link 011B	Monthly Internet for Station 2 Jun...	69.00
06/13/2019	Terminix	Pest Control June 2019 for Statio...	97.00
06/18/2019	Liberty Utilities #8134201956-305894*	#8134201956-305894 Water Ser...	308.08
06/20/2019	Simply Bits, LLC	CA17981 Internet and long distan...	777.81
06/24/2019	Unisource Energy Services (Electric)	Acc #4636110000: 5.21.19-6.21....	624.85
06/24/2019	Unisource Energy Services (Electric)	Acc #6536110000: 5.21.19-6.21....	141.51
06/26/2019	Waste Management of Tucson	Trash Service For Station 2	189.39
06/28/2019	Direct TV - 9885	Station 2 TV 6/27/19-7/26/19	141.97
Total Station 2			2,421.56
<b>Station 3</b>			
06/03/2019	Direct TV - 0393	TV for period 5/2/19-6/1/19	141.97
06/04/2019	Bustamante Refrigeration, LLC	System repairs and labor at statio...	228.82
06/13/2019	Terminix	Pest Control June 2019 for Statio...	126.00
06/20/2019	Simply Bits, LLC	CA24337 Internet and long distan...	888.25
06/25/2019	Unisource Energy Services (Electric)	Acc #3975067474: 5.22.19-6.24....	694.44
Total Station 3			2,079.48
<b>Station 4</b>			
06/06/2019	Direct TV - 2827	Monthly TV for Station 4	283.94
06/07/2019	Liberty Utilities #8134207237-305894	#8134207237-305894 for water s...	459.83
06/13/2019	Terminix	Pest Control June 2019 for Statio...	121.00
06/17/2019	FH Hardware LLC	Misc item	3.40

2:02 PM

07/23/19

Accrual Basis

**Tubac Fire District**  
**Station Utilities, Supplies, and Repairs & Maintenance**  
**June 2019**

---

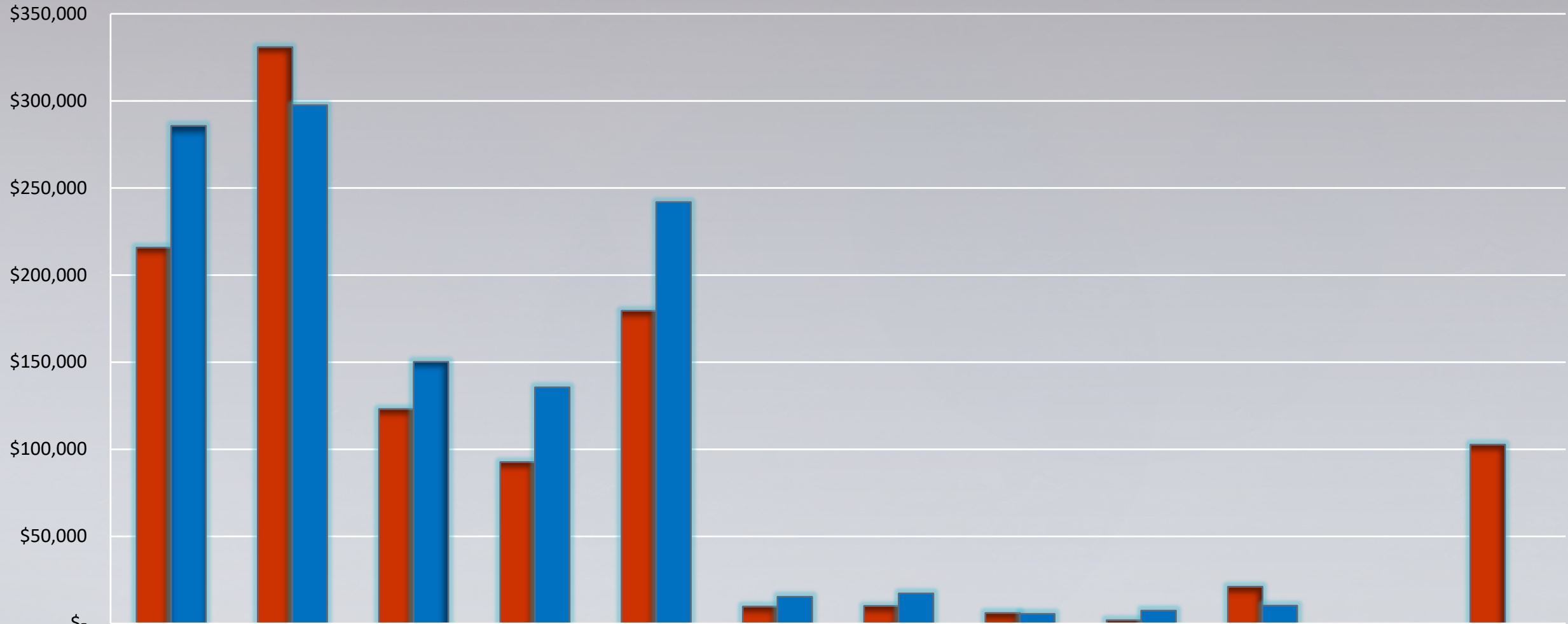
<u>Date</u>	<u>Source Name</u>	<u>Memo</u>	<u>Amount</u>
06/20/2019	Simply Bits, LLC	CA24337 Internet and long distan...	830.27
06/27/2019	Unisource Energy Services (Electric)	Acc #3975067474: 5.23.19-6.25....	600.29
Total Station 4			2,298.73
Total Stations			9,110.94
<b>TOTAL</b>			<b>9,110.94</b>

# Financial Report

## June 2019

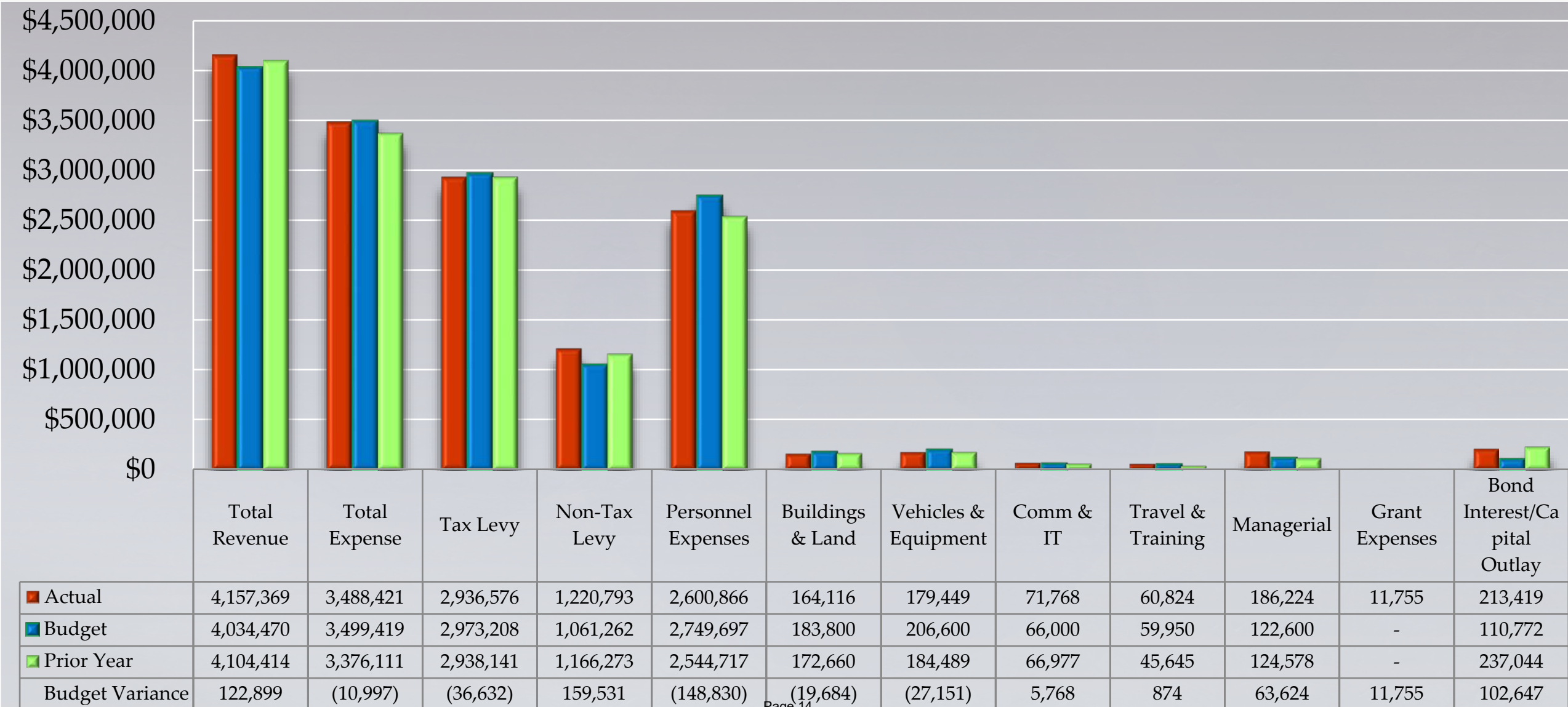


# June 2019




	Total Revenue	Total Expense	Tax Levy	Non-Tax Levy	Personnel Expenses	Buildings & Land	Vehicles & Equipment	Comm & IT	Travel & Training	Managerial	Grant Expense	Bond Interest
Actual	\$215,803	\$330,873	\$123,123	\$92,680	\$179,488	\$9,687	\$10,069	\$6,000	\$1,865	\$21,117	\$0.00	\$102,647
Budget	\$285,692	\$297,525	\$150,140	\$135,552	\$241,917	\$15,317	\$17,217	\$5,500	\$7,358	\$10,217	\$0.00	\$0
Variance	(69,889)	33,348	(27,017)	(42,872)	(62,429)	(5,629)	(7,148)	500	(5,493)	10,900	-	102,647

# Fiscal Year to Date Budget to Actual

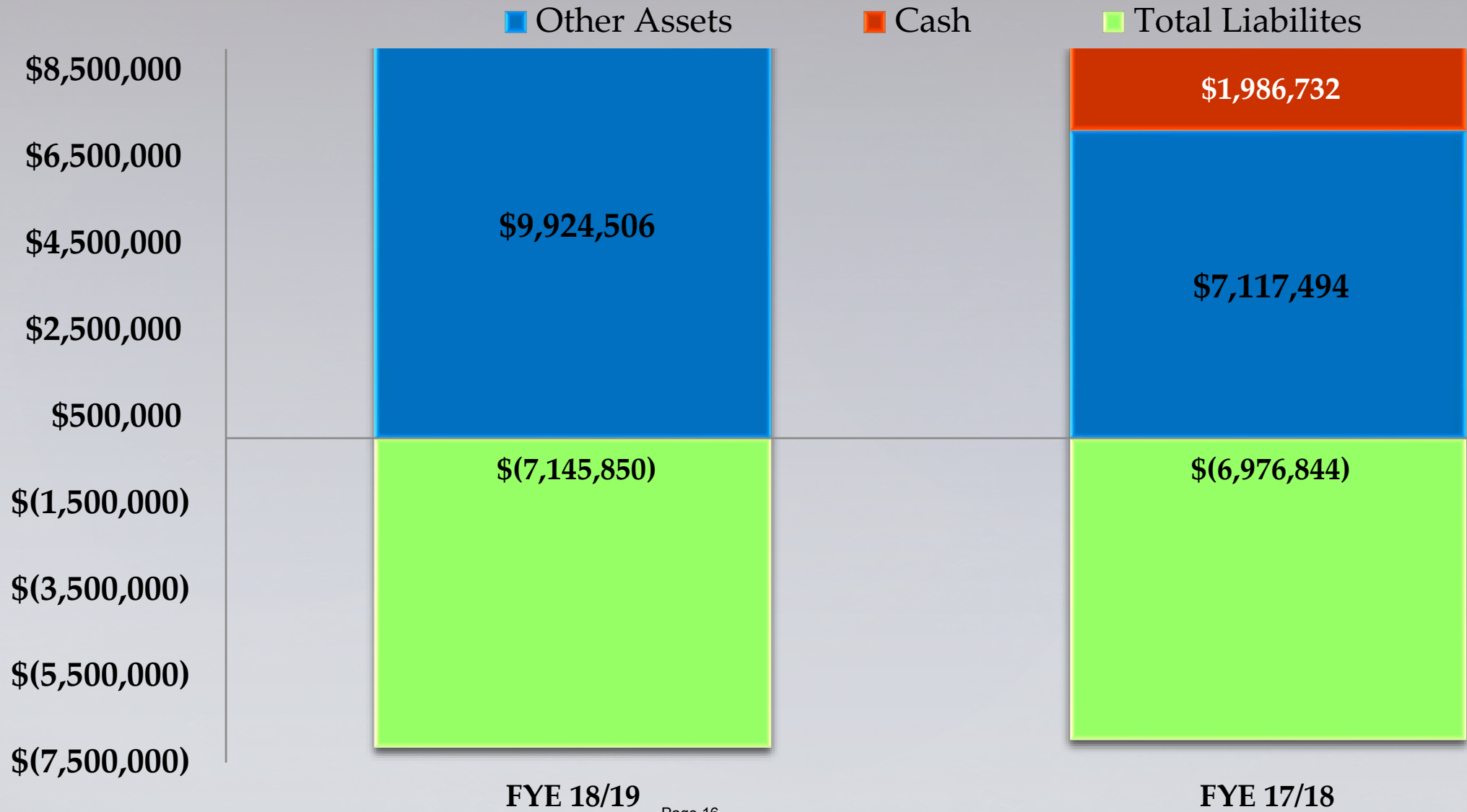




# Percentage of Expenses Year to Date



# Cash Position





## Tubac Fire District Monthly Disbursement Report June 2019

Type	Date	Num	Name	Memo	Amount	Balance
<b>1072 - Bill.com Money Out Clearing</b>						
Bill Pmt -Check	06/03/2019	Bill.com	Darrell A Miller	https://app.bill.com/BillPay?id=blp01...	-265.41	-265.41
Bill Pmt -Check	06/03/2019	Bill.com	Century Link 011B	https://app.bill.com/BillPay?id=blp01V...	-61.00	-326.41
Bill Pmt -Check	06/03/2019	Bill.com	Valley Imaging Solutio...	https://app.bill.com/BillPay?id=blp01...	-834.05	-1,160.46
Bill Pmt -Check	06/03/2019	Bill.com	Unisource Energy Ser...	https://app.bill.com/BillPay?id=blp01Z...	-677.05	-1,837.51
Bill Pmt -Check	06/03/2019	Bill.com	Great America Leasin...	https://app.bill.com/BillPay?id=blp01S...	-217.68	-2,055.19
Bill Pmt -Check	06/03/2019	Bill.com	Direct TV - 9236	https://app.bill.com/BillPay?id=blp01...	-134.94	-2,190.13
Bill Pmt -Check	06/03/2019	Bill.com	Unisource Energy Ser...	https://app.bill.com/BillPay?id=blp01...	-26.21	-2,216.34
Bill Pmt -Check	06/03/2019	Bill.com	Unisource Energy Ser...	https://app.bill.com/BillPay?id=blp01...	-650.81	-2,867.15
Bill Pmt -Check	06/03/2019	Bill.com	Quill Corporation	https://app.bill.com/BillPay?id=blp01T...	-205.55	-3,072.70
Bill Pmt -Check	06/03/2019	Bill.com	Unisource Energy Ser...	https://app.bill.com/BillPay?id=blp01...	-21.39	-3,094.09
Bill Pmt -Check	06/03/2019	Bill.com	Home Depot	https://app.bill.com/BillPay?id=blp01Y...	-486.75	-3,580.84
Bill Pmt -Check	06/03/2019	Bill.com	Century Link 326B	https://app.bill.com/BillPay?id=blp01F...	-159.79	-3,740.63
Bill Pmt -Check	06/03/2019	Bill.com	Terminix	https://app.bill.com/BillPay?id=blp01V...	-126.00	-3,866.63
Bill Pmt -Check	06/03/2019	Bill.com	Legal Shield	https://app.bill.com/BillPay?id=blp01...	-51.80	-3,918.43
Bill Pmt -Check	06/03/2019	Bill.com	Blue Cross Blue Shiel...	https://app.bill.com/BillPay?id=blp01J...	-18,776.85	-22,695.28
Bill Pmt -Check	06/03/2019	Bill.com	Boyle, Pecharich, Clin...	https://app.bill.com/BillPay?id=blp01A...	-11,186.12	-33,881.40
Bill Pmt -Check	06/03/2019	Bill.com	Bank of America	https://app.bill.com/BillPay?id=blp01X...	-2,420.68	-36,302.08
Bill Pmt -Check	06/03/2019	Bill.com	Unisource Energy Ser...	https://app.bill.com/BillPay?id=blp01A...	-157.56	-36,459.64
Bill Pmt -Check	06/03/2019	Bill.com	Terminix	https://app.bill.com/BillPay?id=blp01T...	-121.00	-36,580.64
Bill Pmt -Check	06/03/2019	Bill.com	MetLife	https://app.bill.com/BillPay?id=blp01S...	-2,640.42	-39,221.06
General Journal	06/03/2019	MARADJ ...		Bill.com 06/03/19 Payments	134.94	-39,086.12
General Journal	06/03/2019	MARADJ ...		Bill.com 06/03/19 Payments	40,906.85	1,820.73
Bill Pmt -Check	06/03/2019	Bill.com	ZFNB-Arizona Corpor...	https://app.bill.com/BillPay?id=blp01...	-1,500.00	320.73
Bill Pmt -Check	06/03/2019	Bill.com	Liberty Utilities #8134...	https://app.bill.com/BillPay?id=blp01...	-320.73	0.00
Bill Pmt -Check	06/04/2019	Bill.com	Tubac Trailer Tether	https://app.bill.com/BillPay?id=blp01Z...	-14.50	-14.50
Bill Pmt -Check	06/04/2019	Bill.com	Arizona PPE Recon, I...	https://app.bill.com/BillPay?id=blp01...	-380.50	-395.00
Bill Pmt -Check	06/04/2019	Bill.com	Waste Management o...	https://app.bill.com/BillPay?id=blp01J...	-189.39	-584.39
Bill Pmt -Check	06/04/2019	Bill.com	Terminix	https://app.bill.com/BillPay?id=blp01B...	-97.00	-681.39
Bill Pmt -Check	06/04/2019	Bill.com	Senergy Petroleum	https://app.bill.com/BillPay?id=blp01...	-2,033.99	-2,715.38
Bill Pmt -Check	06/04/2019	Bill.com	Senergy Petroleum	https://app.bill.com/BillPay?id=blp01...	-2,274.35	-4,989.73
Bill Pmt -Check	06/04/2019	Bill.com	Unisource Energy Ser...	https://app.bill.com/BillPay?id=blp01...	-600.29	-5,590.02
Bill Pmt -Check	06/04/2019	Bill.com	Waste Management o...	https://app.bill.com/BillPay?id=blp01...	-185.77	-5,775.79
Bill Pmt -Check	06/04/2019	Bill.com	Unisource Energy Ser...	https://app.bill.com/BillPay?id=blp01...	-686.22	-6,462.01
Bill Pmt -Check	06/04/2019	Bill.com	Verizon	https://app.bill.com/BillPay?id=blp01...	-644.52	-7,106.53
Bill Pmt -Check	06/04/2019	Bill.com	Verizon	https://app.bill.com/BillPay?id=blp01A...	-280.07	-7,386.60
General Journal	06/04/2019	MARADJ ...		Bill.com 06/04/19 Payments	7,386.60	0.00
Bill Pmt -Check	06/06/2019	Bill.com	Nogales Tactical LLC*	https://app.bill.com/BillPay?id=blp01I...	-65.15	-65.15
Bill Pmt -Check	06/06/2019	Bill.com	James Vincent Group	https://app.bill.com/BillPay?id=blp01...	-3,675.00	-3,740.15
Bill Pmt -Check	06/06/2019	Bill.com	Nogales Tactical LLC*	https://app.bill.com/BillPay?id=blp01...	-92.31	-3,832.46
Bill Pmt -Check	06/06/2019	Bill.com	Vision Service Plan	https://app.bill.com/BillPay?id=blp01...	-315.24	-4,147.70
Bill Pmt -Check	06/06/2019	Bill.com	Nogales Tactical LLC*	https://app.bill.com/BillPay?id=blp01Z...	-43.46	-4,191.16
Bill Pmt -Check	06/06/2019	Bill.com	Nogales Tactical LLC*	https://app.bill.com/BillPay?id=blp01...	-390.91	-4,582.07
General Journal	06/06/2019	MARADJ ...		Bill.com 06/06/19 Payments	4,582.07	0.00
Bill Pmt -Check	06/10/2019	Bill.com	V191 & Associates*	https://app.bill.com/BillPay?id=blp01T...	-250.00	-250.00
Bill Pmt -Check	06/10/2019	Bill.com	V191 & Associates*	https://app.bill.com/BillPay?id=blp01...	-250.00	-500.00
General Journal	06/10/2019	MARADJ ...		Bill.com 06/10/19 Payments	500.00	0.00
Bill Pmt -Check	06/11/2019	Bill.com	Guardian EMS Products	https://app.bill.com/BillPay?id=blp01...	-1,129.01	-1,129.01
Bill Pmt -Check	06/11/2019	Bill.com	Joshua Carstensen	https://app.bill.com/BillPay?id=blp01T...	-109.00	-1,238.01

## Tubac Fire District

### Monthly Disbursement Report

June 2019

Type	Date	Num	Name	Memo	Amount	Balance
Bill Pmt -Check	06/11/2019	Bill.com	D.A.M. Specialties	https://app.bill.com/BillPay?id=blp01J...	-128.04	-1,366.05
Bill Pmt -Check	06/11/2019	Bill.com	James Vincent Group	https://app.bill.com/BillPay?id=blp01...	-364.57	-1,730.62
Bill Pmt -Check	06/11/2019	Bill.com	Well America	https://app.bill.com/BillPay?id=blp01...	-92.00	-1,822.62
Bill Pmt -Check	06/11/2019	Bill.com	Well America	https://app.bill.com/BillPay?id=blp01...	-259.00	-2,081.62
Bill Pmt -Check	06/11/2019	Bill.com	Well America	https://app.bill.com/BillPay?id=blp01...	-259.00	-2,340.62
Bill Pmt -Check	06/11/2019	Bill.com	U.S. Postal Service	https://app.bill.com/BillPay?id=blp01K...	-92.00	-2,432.62
Bill Pmt -Check	06/11/2019	Bill.com	Pitney Bowes Inc.	https://app.bill.com/BillPay?id=blp01V...	-78.26	-2,510.88
General Journal	06/11/2019	MARADJ ...		Bill.com 06/11/19 Payments	2,510.88	0.00
Bill Pmt -Check	06/12/2019	Bill.com	Bustamante Refrigerat...	https://app.bill.com/BillPay?id=blp01K...	-160.00	-160.00
Bill Pmt -Check	06/12/2019	Bill.com	Nextrio, LLC*	https://app.bill.com/BillPay?id=blp01...	-3,365.55	-3,525.55
Bill Pmt -Check	06/12/2019	Bill.com	Central Alarm	https://app.bill.com/BillPay?id=blp01B...	-60.00	-3,585.55
Bill Pmt -Check	06/12/2019	Bill.com	Diamondback Fire & ...	https://app.bill.com/BillPay?id=blp01...	-2,174.75	-5,760.30
Bill Pmt -Check	06/12/2019	Bill.com	Alert-all Corp.	https://app.bill.com/BillPay?id=blp01A...	-450.00	-6,210.30
Bill Pmt -Check	06/12/2019	Bill.com	Ferno-Washington, Inc.*	https://app.bill.com/BillPay?id=blp01...	-84,603.62	-90,813.92
Bill Pmt -Check	06/12/2019	Bill.com	Tubac Trailer Tether	https://app.bill.com/BillPay?id=blp01E...	-11.95	-90,825.87
General Journal	06/12/2019	MARADJ ...		Bill.com 06/12/19 Payments	90,825.87	0.00
Bill Pmt -Check	06/14/2019	Bill.com	Praxair 9892	https://app.bill.com/BillPay?id=blp01K...	-153.05	-153.05
Bill Pmt -Check	06/14/2019	Bill.com	Praxair 8440	https://app.bill.com/BillPay?id=blp01J...	-607.06	-760.11
Bill Pmt -Check	06/14/2019	Bill.com	Nogales - Santa Cruz ...	https://app.bill.com/BillPay?id=blp01V...	-175.00	-935.11
Bill Pmt -Check	06/14/2019	Bill.com	Century Link 8386	https://app.bill.com/BillPay?id=blp01...	-3.73	-938.84
Bill Pmt -Check	06/14/2019	Bill.com	Arizona PPE Recon, L...	https://app.bill.com/BillPay?id=blp01...	-63.52	-1,002.36
Bill Pmt -Check	06/14/2019	Bill.com	Direct TV - 0393	https://app.bill.com/BillPay?id=blp01K...	-141.97	-1,144.33
Bill Pmt -Check	06/14/2019	Bill.com	Liberty Utilities #8134...	https://app.bill.com/BillPay?id=blp01...	-459.83	-1,604.16
Bill Pmt -Check	06/14/2019	Bill.com	Merle's Automotive Su...	https://app.bill.com/BillPay?id=blp01L...	-125.28	-1,729.44
Bill Pmt -Check	06/14/2019	Bill.com	BCBS of Arizona	https://app.bill.com/BillPay?id=blp01...	-141.25	-1,870.69
Bill Pmt -Check	06/14/2019	Bill.com	Senergy Petroleum	https://app.bill.com/BillPay?id=blp01A...	-2,483.20	-4,353.89
Bill Pmt -Check	06/14/2019	Bill.com	PraxAir 3502	https://app.bill.com/BillPay?id=blp01K...	-564.59	-4,918.48
Bill Pmt -Check	06/14/2019	Bill.com	Direct TV - 2827	https://app.bill.com/BillPay?id=blp01...	-283.94	-5,202.42
General Journal	06/14/2019	MARADJ ...		Bill.com 06/14/19 Payments	3,877.72	-1,324.70
General Journal	06/14/2019	MARADJ ...		Bill.com 06/14/19 Payments	1,324.70	0.00
Bill Pmt -Check	06/20/2019	Bill.com	Republic EVS*	https://app.bill.com/BillPay?id=blp01B...	-155,508.00	-155,508.00
Bill Pmt -Check	06/20/2019	Bill.com	Republic EVS*	https://app.bill.com/BillPay?id=blp01...	-155,508.00	-311,016.00
General Journal	06/20/2019	MARADJ ...		Bill.com 06/20/19 Payables Funding	311,016.00	0.00
General Journal	06/20/2019	MARADJ ...		Bill.com 06/20/19 Credit P19051001 -...	-18,301.84	-18,301.84
Bill Pmt -Check	06/21/2019	Bill.com	Valley Imaging Solutio...	https://app.bill.com/BillPay?id=blp01V...	-141.57	-18,443.41
Bill Pmt -Check	06/21/2019	Bill.com	Valley Imaging Solutio...	https://app.bill.com/BillPay?id=blp01...	-358.04	-18,801.45
Bill Pmt -Check	06/21/2019	Bill.com	EPCOR	https://app.bill.com/BillPay?id=blp01X...	-48.33	-18,849.78
Bill Pmt -Check	06/21/2019	Bill.com	Century Link 011B	https://app.bill.com/BillPay?id=blp01...	-69.00	-18,918.78
Bill Pmt -Check	06/21/2019	Bill.com	V191 & Associates*	https://app.bill.com/BillPay?id=blp01K...	-100.00	-19,018.78
Bill Pmt -Check	06/21/2019	Bill.com	Bustamante Refrigerat...	https://app.bill.com/BillPay?id=blp01...	-228.82	-19,247.60
Bill Pmt -Check	06/21/2019	Bill.com	Valley Imaging Solutio...	https://app.bill.com/BillPay?id=blp01...	-13.63	-19,261.23
Bill Pmt -Check	06/21/2019	Bill.com	V191 & Associates*	https://app.bill.com/BillPay?id=blp01Y...	-250.00	-19,511.23
General Journal	06/21/2019	MARADJ ...		Bill.com 06/21/19 Payables Funding	1,209.39	-18,301.84
Bill Pmt -Check	06/27/2019	Bill.com	Simply Bits, LLC	https://app.bill.com/BillPay?id=blp01...	-777.81	-19,079.65
Bill Pmt -Check	06/27/2019	Bill.com	Unisource Energy Ser...	https://app.bill.com/BillPay?id=blp01...	-657.56	-19,737.21
Bill Pmt -Check	06/27/2019	Bill.com	Simply Bits, LLC	https://app.bill.com/BillPay?id=blp01B...	-969.67	-20,706.88
Bill Pmt -Check	06/27/2019	Bill.com	Unisource Energy Ser...	https://app.bill.com/BillPay?id=blp01...	-22.07	-20,728.95
Bill Pmt -Check	06/27/2019	Bill.com	Century Link 326B	https://app.bill.com/BillPay?id=blp01...	-159.79	-20,888.74
Bill Pmt -Check	06/27/2019	Bill.com	Liberty Utilities #8134...	https://app.bill.com/BillPay?id=blp01B...	-308.08	-21,196.82

## Tubac Fire District Monthly Disbursement Report June 2019

Type	Date	Num	Name	Memo	Amount	Balance
Bill Pmt -Check	06/27/2019	Bill.com	Simply Bits, LLC	https://app.bill.com/BillPay?id=blp01B...	-830.27	-22,027.09
Bill Pmt -Check	06/27/2019	Bill.com	Human Resource Stra...	https://app.bill.com/BillPay?id=blp01S...	-770.00	-22,797.09
Bill Pmt -Check	06/27/2019	Bill.com	Unisource Energy Ser...	https://app.bill.com/BillPay?id=blp01...	-624.85	-23,421.94
Bill Pmt -Check	06/27/2019	Bill.com	Terminix	https://app.bill.com/BillPay?id=blp01S...	-121.00	-23,542.94
Bill Pmt -Check	06/27/2019	Bill.com	ZFNB-Arizona Corpor...	https://app.bill.com/BillPay?id=blp01F...	-1,500.00	-25,042.94
Bill Pmt -Check	06/27/2019	Bill.com	Brady Industries	https://app.bill.com/BillPay?id=blp01E...	-99.07	-25,142.01
Bill Pmt -Check	06/27/2019	Bill.com	Terminix	https://app.bill.com/BillPay?id=blp01P...	-97.00	-25,239.01
Bill Pmt -Check	06/27/2019	Bill.com	Terminix	https://app.bill.com/BillPay?id=blp01J...	-126.00	-25,365.01
Bill Pmt -Check	06/27/2019	Bill.com	Simply Bits, LLC	https://app.bill.com/BillPay?id=blp01...	-888.25	-26,253.26
Bill Pmt -Check	06/27/2019	Bill.com	Boyle, Pecharich, Clin...	https://app.bill.com/BillPay?id=blp01...	-380.00	-26,633.26
Bill Pmt -Check	06/27/2019	Bill.com	Direct TV - 9236	https://app.bill.com/BillPay?id=blp01L...	-139.25	-26,772.51
Bill Pmt -Check	06/27/2019	Bill.com	Unisource Energy Ser...	https://app.bill.com/BillPay?id=blp01...	-23.43	-26,795.94
Bill Pmt -Check	06/27/2019	Bill.com	Unisource Energy Ser...	https://app.bill.com/BillPay?id=blp01F...	-141.51	-26,937.45
Bill Pmt -Check	06/27/2019	Bill.com	Quill Corporation	https://app.bill.com/BillPay?id=blp01...	-125.51	-27,062.96
General Journal	06/27/2019	MARADJ ...		Bill.com 06/27/19 Payables Funding	8,761.12	-18,301.84
Bill Pmt -Check	06/28/2019	Bill.com	MetLife	https://app.bill.com/BillPay?id=blp01...	-2,576.80	-20,878.64
Bill Pmt -Check	06/28/2019	Bill.com	James Vincent Group	https://app.bill.com/BillPay?id=blp01...	-5,200.00	-26,078.64
Bill Pmt -Check	06/28/2019	Bill.com	Bank of America	https://app.bill.com/BillPay?id=blp01...	-6,461.38	-32,540.02
Bill Pmt -Check	06/28/2019	Bill.com	Vision Service Plan	https://app.bill.com/BillPay?id=blp01...	-315.24	-32,855.26
Bill Pmt -Check	06/28/2019	Bill.com	Legal Shield	https://app.bill.com/BillPay?id=blp01...	-51.80	-32,907.06
Bill Pmt -Check	06/28/2019	Bill.com	Valley Imaging Solutio...	https://app.bill.com/BillPay?id=blp01Y...	-249.73	-33,156.79
Bill Pmt -Check	06/28/2019	Bill.com	BCBS of Arizona	https://app.bill.com/BillPay?id=blp01...	-19,319.04	-52,475.83
Bill Pmt -Check	06/28/2019	Bill.com	Quill Corporation	https://app.bill.com/BillPay?id=blp01X...	-31.81	-52,507.64
Bill Pmt -Check	06/28/2019	Bill.com	WSM Architects Inc.	https://app.bill.com/BillPay?id=blp01F...	-1,906.00	-54,413.64
Bill Pmt -Check	06/28/2019	Bill.com	Great America Leasin...	https://app.bill.com/BillPay?id=blp01P...	-217.68	-54,631.32
General Journal	06/28/2019	MARADJ ...		Bill.com 06/28/19 Payables Funding	39,081.01	-15,550.31
Bill Pmt -Check	06/28/2019	Bill.com	Fry Fire District*	https://app.bill.com/BillPay?id=blp01...	-809.26	-16,359.57
Bill Pmt -Check	06/28/2019	Bill.com	Fry Fire District*	https://app.bill.com/BillPay?id=blp01...	-178.96	-16,538.53
Bill Pmt -Check	06/28/2019	Bill.com	Fry Fire District*	https://app.bill.com/BillPay?id=blp01...	-1,522.12	-18,060.65
Bill Pmt -Check	06/28/2019	Bill.com	Fry Fire District*	https://app.bill.com/BillPay?id=blp01...	-241.19	-18,301.84
Total 1072 · Bill.com Money Out Clearing					-18,301.84	-18,301.84
<b>1127 · Cash with County Treasurer</b>						
Deposit	06/07/2019			May 2019 - T061-2062	-88,394.74	-88,394.74
General Journal	06/30/2019	MARADJ ...		to record tax revenues for June	47,158.85	-41,235.89
General Journal	06/30/2019	MARADJ ...		to record interest income for June	175.27	-41,060.62
Total 1127 · Cash with County Treasurer					-41,060.62	-41,060.62

## Tubac Fire District Monthly Disbursement Report June 2019

Type	Date	Num	Name	Memo	Amount	Balance
<b>1129 - Operational</b>						
General Journal	06/03/2019	MARADJ ...		Bill.com 06/03/19 Payments	-134.94	-134.94
General Journal	06/03/2019	MARADJ ...		Bill.com 06/03/19 Payments	-40,906.85	-41,041.79
Deposit	06/03/2019			Deposit	891.96	-40,149.83
General Journal	06/04/2019	MARADJ ...		Bill.com 06/04/19 Payments	-7,386.60	-47,536.43
Deposit	06/04/2019			Deposit	2,500.00	-45,036.43
Check	06/05/2019	25495	Nationwide Retiremen...	457 Plan Entity No. 0345 pay period ...	-925.00	-45,961.43
Check	06/05/2019	25496	Nationwide Retiremen...	Plan 401A pay period ended June 2, ...	-681.31	-46,642.74
Check	06/05/2019	25497	Security Benefit	457 Plan Payer ID #613624000 pay p...	-375.00	-47,017.74
Check	06/05/2019	25498	Green Valley F.F.A.	Union dues	-396.00	-47,413.74
Deposit	06/05/2019			Deposit	8,589.10	-38,824.64
Deposit	06/05/2019			Deposit	1,723.38	-37,101.26
General Journal	06/06/2019	MARADJ ...		Bill.com 06/06/19 Payments	-4,582.07	-41,683.33
Deposit	06/07/2019			Deposit	88,671.82	46,988.49
Deposit	06/07/2019			Deposit	855.09	47,843.58
General Journal	06/07/2019	MARADJ ...			-76.50	47,767.08
General Journal	06/07/2019	MARADJ ...			-56,272.75	-8,505.67
General Journal	06/07/2019	MARADJ ...			-813.40	-9,319.07
General Journal	06/07/2019	MARADJ ...			-8,929.71	-18,248.78
General Journal	06/10/2019	MARADJ ...		Bill.com 06/10/19 Payments	-500.00	-18,748.78
Check	06/10/2019	ACH	PUBLIC SAFETY PE...	Pay period ending 6/2/2019	-15,389.22	-34,138.00
Deposit	06/10/2019			Deposit	64,221.00	30,083.00
Deposit	06/10/2019			Deposit	13,274.12	43,357.12
Deposit	06/10/2019			Deposit	1,381.40	44,738.52
Deposit	06/10/2019			Deposit	1,368.58	46,107.10
General Journal	06/11/2019	MARADJ ...		Bill.com 06/11/19 Payments	-2,510.88	43,596.22
Deposit	06/11/2019			Deposit	204.12	43,800.34
General Journal	06/12/2019	MARADJ ...		Bill.com 06/12/19 Payments	-90,825.87	-47,025.53
Check	06/12/2019	25500	Arizona Department of...		-250.00	-47,275.53
Check	06/12/2019	25499	Arizona Department of...	VOID:	0.00	-47,275.53
Deposit	06/12/2019			Deposit	1,380.02	-45,895.51
Deposit	06/12/2019			Deposit	4,292.42	-41,603.09
Deposit	06/14/2019			Deposit	238.25	-41,364.84
Deposit	06/14/2019			Deposit	1,311.91	-40,052.93
General Journal	06/14/2019	MARADJ ...		Bill.com 06/14/19 Payments	-3,877.72	-43,930.65
General Journal	06/14/2019	MARADJ ...		Bill.com 06/14/19 Payments	-1,324.70	-45,255.35
Deposit	06/17/2019			Deposit	5,391.62	-39,863.73
Deposit	06/17/2019			Deposit	480.01	-39,383.72
Check	06/17/2019	ACH	FDGL		-45.33	-39,429.05
Check	06/19/2019	25502	Nationwide Retiremen...	VOID: Plan 401A - pay period ending ...	0.00	-39,429.05
Check	06/19/2019	25501	Nationwide Retiremen...	VOID:	0.00	-39,429.05
Check	06/19/2019	25503	Nationwide Retiremen...	Plan 401A - Pay period ending June ...	-708.86	-40,137.91
Check	06/19/2019	25504	Nationwide Retiremen...	Entity No. 0345 - 457 Plan pay period...	-950.00	-41,087.91
Check	06/19/2019	25505	Security Benefit	457 plan Payer ID #613624000 - pay ...	-375.00	-41,462.91
Check	06/19/2019	25506	Green Valley F.F.A.		-396.00	-41,858.91
General Journal	06/20/2019	MARADJ ...		Bill.com 06/20/19 Payables Funding	-311,016.00	-352,874.91
General Journal	06/20/2019	MARADJ ...		Bill.com 06/20/19 Credit P19051001 - ...	18,301.84	-334,573.07
Deposit	06/20/2019			Deposit	1,841.75	-332,731.32
Deposit	06/20/2019			Deposit	91.13	-332,640.19

## Tubac Fire District Monthly Disbursement Report June 2019

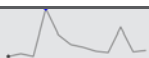
Type	Date	Num	Name	Memo	Amount	Balance
Deposit	06/21/2019			Deposit	2,980.31	-329,659.88
General Journal	06/21/2019	MARADJ ...		Bill.com 06/21/19 Payables Funding	-1,209.39	-330,869.27
General Journal	06/21/2019	MARADJ ...			-46,271.28	-377,140.55
General Journal	06/21/2019	MARADJ ...			-813.40	-377,953.95
General Journal	06/21/2019	MARADJ ...			-9,614.88	-387,568.83
Check	06/24/2019	ACH	PUBLIC SAFETY PE...	Pay period end 6/16/19	-15,299.26	-402,868.09
Deposit	06/24/2019			Deposit	613.44	-402,254.65
Deposit	06/25/2019			Deposit	5,754.60	-396,500.05
Deposit	06/25/2019			Deposit	92.73	-396,407.32
Transfer	06/26/2019			Funds Transfer	197,809.81	-198,597.51
General Journal	06/27/2019	MARADJ ...		Bill.com 06/27/19 Payables Funding	-8,761.12	-207,358.63
Deposit	06/28/2019			Deposit	2,801.06	-204,557.57
Deposit	06/28/2019			Deposit	30.00	-204,527.57
Deposit	06/28/2019			Deposit	391.24	-204,136.33
Deposit	06/28/2019			Deposit	965.69	-203,170.64
Deposit	06/28/2019			Deposit	1,444.46	-201,726.18
General Journal	06/28/2019	MARADJ ...		Bill.com 06/28/19 Payables Funding	-39,081.01	-240,807.19
General Journal	06/28/2019	MARADJ ...			-119.73	-240,926.92
General Journal	06/30/2019	MARADJ ...	Bank of America	Reverse of GJE MARADJ 19-55 -- Fo...	30.00	-240,896.92
Check	06/30/2019			Service Charge	-53.26	-240,950.18
Deposit	06/30/2019			Interest	1.02	-240,949.16
Total 1129 · Operational					-240,949.16	-240,949.16
<b>1130 · Savings Acct.</b>						
Transfer	06/26/2019			Funds Transfer	-197,809.81	-197,809.81
Deposit	06/30/2019			Interest	59.14	-197,750.67
Total 1130 · Savings Acct.					-197,750.67	-197,750.67
<b>TOTAL</b>					<b>-498,062.29</b>	<b>-498,062.29</b>

# Tubac Fire District

## Twelve-Month Cash Flow

Fiscal Year  
Begins: Jul-18

Tubac Fire District

	Beginning	Jul-18	Aug-18	Sep-18	Oct-18	Nov-18	Dec-18	Jan-19	Feb-19	Mar-19	Apr-19	May-19	Jun-19	Monthly Average	Overview
<b>Cash Summary</b>															
<b>Cash on Hand</b> (beginning of month)	1,783,936	1,783,936	1,550,363	1,250,091	1,122,743	1,742,331	2,029,438	2,131,555	1,952,182	1,923,817	1,903,437	2,225,858	2,125,480	1,811,769	
<b>Cash Available</b> (on hand + receipts, before cash out)	1,783,936	1,861,295	1,718,038	1,401,996	1,988,093	2,244,074	2,327,975	2,321,710	2,128,100	2,156,594	2,475,187	2,381,825	2,316,593	2,110,123	
<b>Cash Position</b> (end of month)	1,783,936	1,550,363	1,250,091	1,122,743	1,742,331	2,029,438	2,131,555	1,952,182	1,923,817	1,903,437	2,225,858	2,125,480	1,627,418	1,798,726	
<b>Cash Receipts</b>															
Tax Levy Revenue		9,877	56,476	10,536	814,256	377,845	211,638	165,502	99,370	75,021	501,102	88,225	111,380		
Other Cash Inflows		67,482	111,199	141,368	51,094	123,898	86,899	24,653	76,548	157,755	70,649	67,742	79,733		
Line of Credit		0	0	0	0	0	0	0	0	0	0	0	0		
<b>Total Cash Receipts</b>		<b>77,359</b>	<b>167,675</b>	<b>151,904</b>	<b>865,350</b>	<b>501,743</b>	<b>298,537</b>	<b>190,155</b>	<b>175,918</b>	<b>232,777</b>	<b>571,751</b>	<b>155,967</b>	<b>191,113</b>	<b>298,354</b>	
<b>Cash Paid Out</b>															
Disbursements		310,932	467,947	279,252	245,762	214,636	196,420	369,528	188,370	253,157	249,329	256,345	689,175	310,071	
Capital Outlay		0	0	0	0	0	0	0	15,913	0	0	0	0	1,326	
Repayment of LOC		0	0	0	0	0	0	0	0	0	0	0	0	0	
<b>Total Cash Paid Out</b>		<b>310,932</b>	<b>467,947</b>	<b>279,252</b>	<b>245,762</b>	<b>214,636</b>	<b>196,420</b>	<b>369,528</b>	<b>204,283</b>	<b>253,157</b>	<b>249,329</b>	<b>256,345</b>	<b>689,175</b>	<b>311,397</b>	
		(Actual)	(Actual)	(Actual)	(Actual)	(Actual)	(Actual)	(Actual)	(Actual)	(Actual)	(Actual)	(Actual)	(Actual)		