

Tubac Fire District

2227 E I-19 Frontage Rd
Tubac, AZ 85646
520.398.2255



Monthly Financial Report - July 2019

Attached are the following for your information and review:

1. Balance Sheet as of July 31, 2019.
2. Summary of Reconciled Cash Balances as of July 31, 2019.
3. Income Statement of Revenues and Expenditures for July 31, 2019, including budget to actual and year-to-date balances.
4. Income vs. Expenses Graph for July 2019.
5. Fixed Asset Additions and Disposals for FY 19/20.
6. Liabilities & Securities for FY 19/20.
7. Fleet Repairs & Maintenance Expenses.
8. Station Utilities, Supplies, and Repairs & Maintenance Expenses.
9. Board Presentation.
10. Monthly Disbursement Report.
11. 12-Month Cash Flow.

Key points:

- Santa Cruz County revenue for July was \$9,222 which was \$5,957 under budget.
- Non-Levy revenue was \$73,440 which was under budget by \$29,139.
 - The variance is due to less wildland deployments than budgeted for the month.
- Expenses for July totaled \$321,688 which was over budget by \$40,193.
 - Vehicles and equipment were the primary cause for this variance due to the timing of purchases of 8 turn-out sets.

Please contact the Finance Director for any questions or concerns regarding this report.

This report and the attached detail reports have been reviewed and approved by the Fire Board.

Board Clerk

Date

Tubac Fire District
Balance Sheet
As of July 31, 2019

	Jul 31, 19	Jun 30, 19	\$ Change	Jul 31, 18	\$ Change
ASSETS					
Current Assets					
Checking/Savings					
1072 · Bill.com Money Out Clearing	400.00	0.00	400.00	0.00	400.00
1127 · Cash with County Treasurer	7,430.31	47,334.12	-39,903.81	56,476.16	-49,045.85
1129 · Operational	879,356.81	852,060.39	27,296.42	698,327.86	181,028.95
1130 · Savings Acct.	728,072.88	728,023.42	49.46	800,168.99	-72,096.11
1131 · Bond Account	221,859.26	552,588.99	-330,729.73	156,583.53	65,275.73
Total Checking/Savings	1,837,119.26	2,180,006.92	-342,887.66	1,711,556.54	125,562.72
Accounts Receivable					
1245 · Property Tax Receivable	224,874.64	224,874.64	0.00	224,874.64	0.00
1200 · Wildland Receivable	26,562.64	0.00	26,562.64	200,509.16	-173,946.52
1205 · Other Receivables	25,483.25	17,983.25	7,500.00	17,843.00	7,640.25
1250 · Ambulance Receivable	243,150.55	270,833.77	-27,683.22	104,550.06	138,600.49
1251 · Allowance for Ambulance Receiv	-29,258.36	-32,589.49	3,331.13	-12,580.53	-16,677.83
Total Accounts Receivable	490,812.72	481,102.17	9,710.55	535,196.33	-44,383.61
Other Current Assets					
1110 · Escrow Account	0.00	195,131.69	-195,131.69	0.00	0.00
1400 · Prepaid Expense	40,272.00	53,523.04	-13,251.04	31,423.33	8,848.67
Total Other Current Assets	40,272.00	248,654.73	-208,382.73	31,423.33	8,848.67
Total Current Assets	2,368,203.98	2,909,763.82	-541,559.84	2,278,176.20	90,027.78
Fixed Assets					
1711 · Land - Non-depreciable	257,352.00	257,352.00	0.00	257,352.00	0.00
1745 · AD - Equipment	-1,186,584.67	-1,186,584.67	0.00	-1,186,584.67	0.00
1735 · AD - Vehicles	-2,863,022.30	-2,863,022.30	0.00	-2,888,021.30	24,999.00
1725 · AD - Building	-1,661,794.19	-1,661,794.19	0.00	-1,661,794.19	0.00
1730 · Vehicles	3,541,304.90	3,523,888.00	17,416.90	3,237,871.00	303,433.90
1740 · Equipment	1,520,769.58	1,520,769.58	0.00	1,405,854.76	114,914.82
1720 · Buildings & Improvements	6,314,708.00	6,314,708.00	0.00	6,314,708.00	0.00
Total Fixed Assets	5,922,733.32	5,905,316.42	17,416.90	5,479,385.60	443,347.72
Other Assets					
1915 · Deferred outflows - PSPRS	1,327,433.00	1,327,433.00	0.00	1,327,433.00	0.00
Total Other Assets	1,327,433.00	1,327,433.00	0.00	1,327,433.00	0.00
TOTAL ASSETS	<u>9,618,370.30</u>	<u>10,142,513.24</u>	<u>-524,142.94</u>	<u>9,084,994.80</u>	<u>533,375.50</u>

Tubac Fire District
Balance Sheet
As of July 31, 2019

	Jul 31, 19	Jun 30, 19	\$ Change	Jul 31, 18	\$ Change
LIABILITIES & EQUITY					
Liabilities					
Current Liabilities					
Accounts Payable					
2000 · Accounts Payable	42,302.84	7,408.24	34,894.60	5,758.11	36,544.73
Total Accounts Payable	42,302.84	7,408.24	34,894.60	5,758.11	36,544.73
Credit Cards					
2010 · Bank of America Credit Card	5,626.63	125.72	5,500.91	5,915.71	-289.08
Total Credit Cards	5,626.63	125.72	5,500.91	5,915.71	-289.08
Other Current Liabilities					
2030 · Compensated Absences Payable	205,164.67	205,164.67	0.00	205,164.67	0.00
2020 · Accrued Wages	45,661.21	45,661.21	0.00	45,327.24	333.97
2315 · Deferred Inflows - PSPRS	452,650.00	452,650.00	0.00	452,650.00	0.00
2100 · Payroll Liabilities	54,354.24	54,866.06	-511.82	37,525.75	16,828.49
2111 · Direct Deposit Liabilities	93.00	93.00	0.00	93.00	0.00
Total Other Current Liabilities	757,923.12	758,434.94	-511.82	740,760.66	17,162.46
Total Current Liabilities	805,852.59	765,968.90	39,883.69	752,434.48	53,418.11
Long Term Liabilities					
2330 · Ambulance Lease Payable	195,131.69	195,131.69	0.00	0.00	195,131.69
2355 · Net Pension Liability - PSPRS	2,059,837.00	2,059,837.00	0.00	2,059,837.00	0.00
2320 · Bond Payable	3,800,000.00	4,125,000.00	-325,000.00	4,125,000.00	-325,000.00
Total Long Term Liabilities	6,054,968.69	6,379,968.69	-325,000.00	6,184,837.00	-129,868.31
Total Liabilities	6,860,821.28	7,145,937.59	-285,116.31	6,937,271.48	-76,450.20
Equity					
3001 · Fund Equity	5,227,858.59	4,558,998.30	668,860.29	4,558,998.30	668,860.29
3510 · Unreserved	1,693,382.73	1,693,382.73	0.00	1,693,382.73	0.00
3530 · Reserved - Bond	-3,924,665.67	-3,924,665.67	0.00	-3,924,665.67	0.00
Net Income	-239,026.63	668,860.29	-907,886.92	-179,992.04	-59,034.59
Total Equity	2,757,549.02	2,996,575.65	-239,026.63	2,147,723.32	609,825.70
TOTAL LIABILITIES & EQUITY	9,618,370.30	10,142,513.24	-524,142.94	9,084,994.80	533,375.50

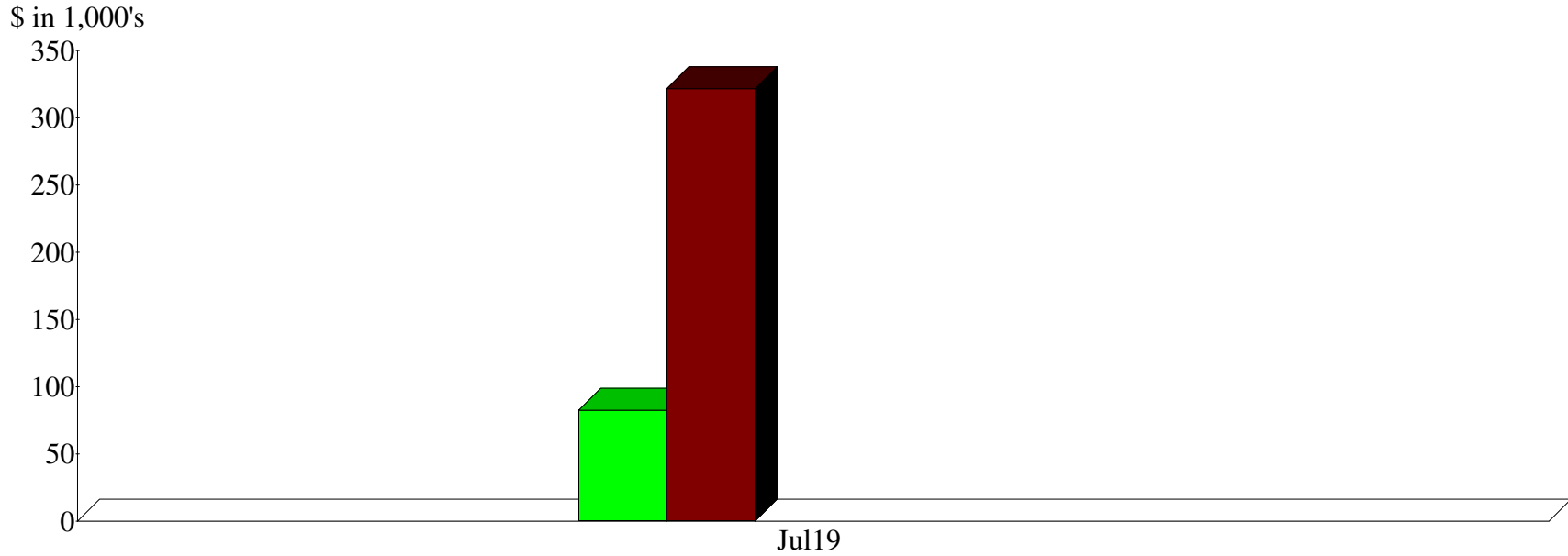
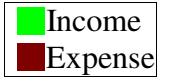
Tubac Fire District
Summary of Reconciled Cash Balances
 Period Ending 07/31/2019

	Bank of America Checking	Santa Cruz County General Fund	Bank of America Savings	Santa Cruz County Bond Account
	<u>7/31/2019</u>	<u>7/31/2019</u>	<u>7/31/2019</u>	<u>7/31/2019</u>
Beginning Balance	852,426.39	47,334.12	728,023.42	552,588.99
Cleared Transactions				
Checks and Payments	(290,311.18)	(47,334.12)	-	(333,125.00)
Deposits and Credits	321,071.50	7,430.31	49.46	2,395.27
Total Cleared Transactions	<u>30,760.32</u>	<u>(39,903.81)</u>	<u>49.46</u>	<u>(330,729.73)</u>
Cleared Balance	<u><u>883,186.71</u></u>	<u><u>7,430.31</u></u>	<u><u>728,072.88</u></u>	<u><u>221,859.26</u></u>
Uncleared Transactions				
Checks and Payments	(3,829.90)	-	-	-
Deposits and Credits	-	-	-	-
Total Uncleared Transactions	<u>(3,829.90)</u>	<u>-</u>	<u>-</u>	<u>-</u>
Register Balance as of 7/31/2019	<u><u>879,356.81</u></u>	<u><u>7,430.31</u></u>	<u><u>728,072.88</u></u>	<u><u>221,859.26</u></u>

Tubac Fire District
Profit & Loss Budget Performance FY 2020
July 2019

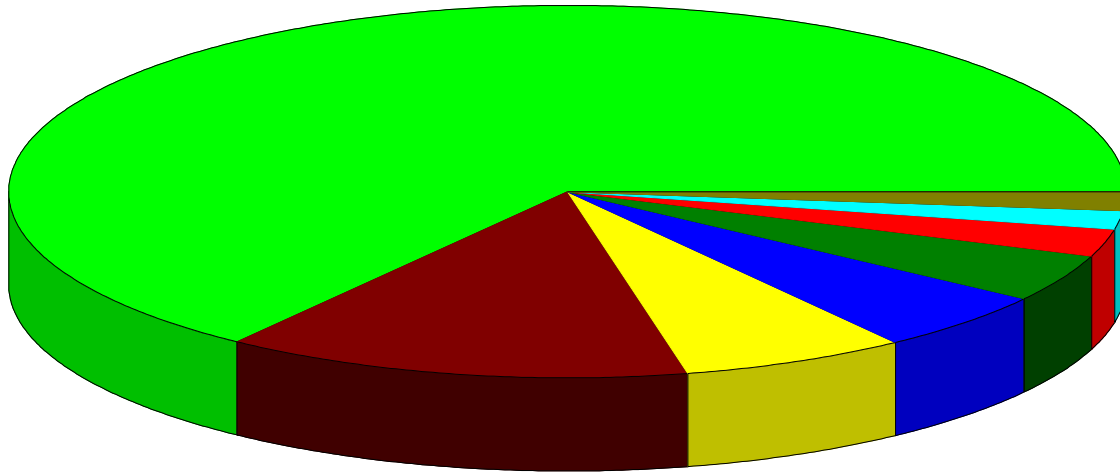
	<u>Jul 19</u>	<u>Budget</u>	<u>\$ Over Budget</u>	<u>Jul 19</u>	<u>YTD Budget</u>	<u>\$ Over Budget</u>	<u>Annual Budget</u>
Ordinary Income/Expense							
Income							
Tax Revenues	9,221.96	15,179.00	-5,957.04	9,221.96	15,179.00	-5,957.04	2,605,964.00
Non Tax Levy Revenue	73,439.75	102,579.00	-29,139.25	73,439.75	102,579.00	-29,139.25	1,044,001.00
Total Income	<u>82,661.71</u>	<u>117,758.00</u>	<u>-35,096.29</u>	<u>82,661.71</u>	<u>117,758.00</u>	<u>-35,096.29</u>	<u>3,649,965.00</u>
Gross Profit	82,661.71	117,758.00	-35,096.29	82,661.71	117,758.00	-35,096.29	3,649,965.00
Expense							
Personnel Expenses	213,277.93	221,847.00	-8,569.07	213,277.93	221,847.00	-8,569.07	2,733,365.00
Buildings & Land	14,066.50	15,674.00	-1,607.50	14,066.50	15,674.00	-1,607.50	188,000.00
Vehicles & Equipment	44,781.65	18,864.00	25,917.65	44,781.65	18,864.00	25,917.65	226,500.00
Communications & I.T.	5,459.25	5,288.00	171.25	5,459.25	5,288.00	171.25	63,500.00
Travel & Training	21,664.69	7,775.00	13,889.69	21,664.69	7,775.00	13,889.69	64,950.00
Managerial Expenses	17,644.45	11,210.00	6,434.45	17,644.45	11,210.00	6,434.45	134,498.00
Grant Expenses	0.00	837.00	-837.00	0.00	837.00	-837.00	10,000.00
Total Expense	<u>316,894.47</u>	<u>281,495.00</u>	<u>35,399.47</u>	<u>316,894.47</u>	<u>281,495.00</u>	<u>35,399.47</u>	<u>3,420,813.00</u>
Net Ordinary Income	-234,232.76	-163,737.00	-70,495.76	-234,232.76	-163,737.00	-70,495.76	229,152.00
Other Income/Expense							
Other Expense							
8000 · Bad Debt Expense	-3,331.13			-3,331.13			
8010 · Bond Interest	8,125.00			8,125.00			
Total Other Expense	<u>4,793.87</u>			<u>4,793.87</u>			
Net Other Income	-4,793.87			-4,793.87			
Net Income	<u><u>-239,026.63</u></u>	<u><u>-163,737.00</u></u>	<u><u>-75,289.63</u></u>	<u><u>-239,026.63</u></u>	<u><u>-163,737.00</u></u>	<u><u>-75,289.63</u></u>	<u><u>229,152.00</u></u>

Income and Expense by Month
July 2019



Expense Summary
July 2019

Personnel Expenses	65.62%
Vehicles & Equipment	13.78
Travel & Training	6.67
Managerial Expenses	5.43
Buildings & Land	4.33
8010 · Bond Interest	2.50
Communications & I.T.	1.68
8000 · Bad Debt Expense	\$-3,331.13
Sub-Total	\$321,688.34



By Account

Tubac Fire District
Fixed Assets Additions and Disposals

Recorded in fixed asset accounts:

Account Number	Account name	Addition/(Disposal) Amount	Description of Asset
1730	Vehicles	\$ 17,416.90	Tax on new ambulance
TOTALS		\$ 17,416.90	

Prepared

8/21/2019 Melissa Tomlinson, Finance Director.

TUBAC FIRE DISTRICT
Liabilities and Securities - FY19/20

LIABILITIES						
Description	TOTAL PRICE	CURRENT BALANCE	INTEREST RATE	FY19/20 PAYMENTS	NEXT PAYMENT	DATE OF PAYOFF
Bond	\$6,795,000.00	\$3,800,000.00	5.00%	\$325,000.00	1/1/2020	7/1/2028
Totals		\$3,800,000.00		\$325,000.00		

SECURITIES				
Broker	CUSIP #	Description	Market Value	Maturity Date
Totals			\$0.00	

☞ Net balance owed = **\$3,800,000.00**

**Tubac Fire District
Fleet Repairs & Maintenance**

Accrual Basis

July 2019

Date	Source Name	Memo	Amount
Apparatus			
Ambulance 1020			
07/15/2019	Henry Valdez	Reimbursement for A/C Repair Unit 1020	26.76
Total Ambulance 1020			26.76
Ambulance 1031			
07/09/2019	Watson Chevrolet	Repairs Unit 1031	1,223.97
07/14/2019	AutoZone	Repair part for Unit 1031	129.99
07/25/2019	Merle's Automotive Supply	Wiper Blades	29.60
Total Ambulance 1031			1,383.56
Ambulance 1032			
07/25/2019	Merle's Automotive Supply	Wiper Blades	29.60
Total Ambulance 1032			29.60
Ambulance 1033			
07/25/2019	Merle's Automotive Supply	Wiper Blades	29.60
07/29/2019	REV Parts. LLC	Repair parts for unit #1033	361.14
Total Ambulance 1033			390.74
Ambulance 1034			
07/25/2019	Merle's Automotive Supply	Wiper Blades	29.59
07/29/2019	Watson Chevrolet	Repairs Unit 1034	1,797.87
Total Ambulance 1034			1,827.46
Ambulance 1053			
07/23/2019	Arizona Correctional Industries	Vehicle graphics	942.32
07/31/2019	B & B Selectcom, Inc.	install Mobile radio	208.70
Total Ambulance 1053			1,151.02
Ambulance 1054			
07/23/2019	Arizona Correctional Industries	Vehicle graphics	942.32
Total Ambulance 1054			942.32
Brush 1047			
07/02/2019	Ace	Part to repair pump on unit #1047	31.60
07/08/2019	Austin Hardware & Supply, Inc.	Part for pump repair unit #1047	100.33
Total Brush 1047			131.93
Pumper 1005			
07/02/2019	Amazon		9.99
Total Pumper 1005			9.99
Rescue 1038			
07/03/2019	Amazon		29.96
07/03/2019	Amazon		13.98
07/18/2019	Watson Chevrolet	Repairs Unit 1038	805.58
Total Rescue 1038			849.52
Staff Vehicle 1050			
07/03/2019	Amazon		29.99
07/03/2019	Amazon		61.15
Total Staff Vehicle 1050			91.14
Total Apparatus			6,834.04
TOTAL			6,834.04

Tubac Fire District
Station Utilities, Supplies, and Repairs & Maintenance

July 2019

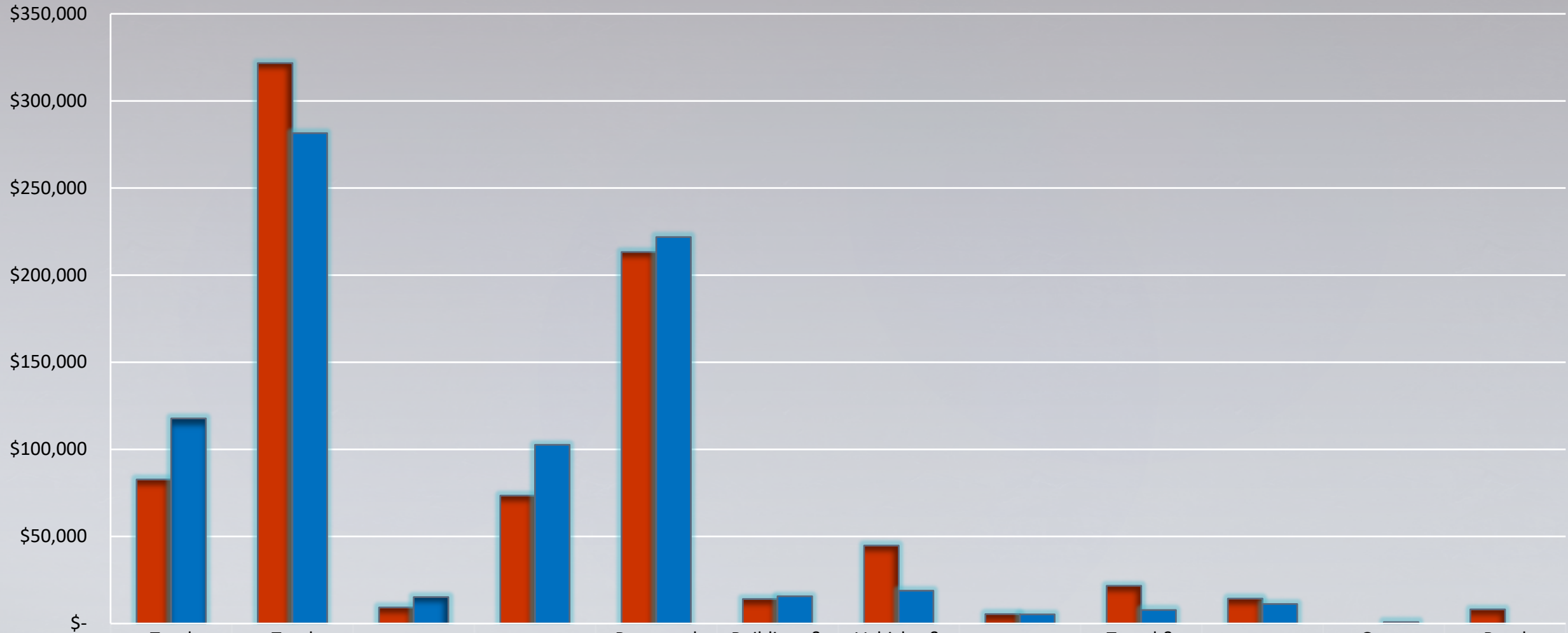
Date	Source Name	Memo	Amount
Stations			
Station 1			
07/10/2019	Century Link 326B	Internet for Station 1 July 2019	160.73
07/10/2019	EPCOR	June Water Bill Station 1	43.96
07/17/2019	Unisource Energy Services (Electric)	Acc #3813500000: 6.17.19-7.16.19 service dates Station 1	715.88
07/17/2019	Unisource Energy Services (Gas)	Acct No. 9658140000 Gas service for Station 1: 06/17/19-07/1...	22.07
07/18/2019	Unisource Energy Services (Gas)	Acct No. 9658140000 Gas service for Station 1: 06/17/19-07/1...	22.07
07/19/2019	Brady Industries	Cleaning Supplies	49.73
07/19/2019	Direct TV - 9236	TV for period 7/18/19-8/17/19	134.97
07/20/2019	Simply Bits, LLC	CA24339 Internet and long distance July 2019	969.85
07/25/2019	Waste Management of Tucson	Trash Service For Station 1	184.44
07/26/2019	Empire Southwest	Generator Maintenance Station 1	516.72
07/28/2019	Creative Environments Landscapes*	Station 1 landscaping	1,200.00
Total Station 1			4,020.42
Station 2			
07/01/2019	Arizona Propane	Station 2	125.00
07/01/2019	Central Alarm	Access control full service 7.1.19-7.31.19	60.00
07/10/2019	Century Link 011B	Monthly Internet for Station 2 July 2019	61.37
07/18/2019	Liberty Utilities #8134201956-305894*	#8134201956-305894 Water Service 6/12/19 to 7/11/19 for 136...	322.80
07/20/2019	Simply Bits, LLC	CA17981 Internet and long distance July 2019	777.81
07/23/2019	Terminix	Pest Control July 2019 for Station 2	97.00
07/23/2019	Unisource Energy Services (Electric)	Acc #4636110000: 6.21.19-7.22.19 service dates Station 2	705.59
07/24/2019	Empire Southwest	Generator Maintenance Station 2	981.06
07/24/2019	Unisource Energy Services (Electric)	Acc #6536110000: 6.21.19-7.22.19 service dates Station 2	156.33
07/25/2019	Waste Management of Tucson	Trash Service For Station 2	189.39
07/26/2019	Empire Southwest	Generator Maintenance Station 2	650.97
07/28/2019	Creative Environments Landscapes*	Station 2 Landscaping	700.00
Total Station 2			4,827.32
Station 3			
07/02/2019	Arizona Propane	Station 3	240.09
07/03/2019	Direct TV - 0393	TV for period 7/2/19-8/1/19	141.97
07/03/2019	WALMART		40.60
07/09/2019	Liberty Utilities #8134207196-305894	#8134207196-305894 water service 05.30.19 to 06.28.19 for 3...	123.02
07/17/2019	Terminix	Pest Control July 2019 for Station 3	126.00
07/20/2019	Simply Bits, LLC	CA24338 Internet and long distance July 2019	888.25
Total Station 3			1,559.93
Station 4			
07/02/2019	Arizona Propane	Station 4	192.26
07/06/2019	Direct TV - 2827	Monthly TV for Station 4	141.97
07/09/2019	Liberty Utilities #8134207237-305894	#8134207237-305894 for water service 05.31.19-07.01.19 at 14...	525.45
07/14/2019	Harbor Freight	Station 4 supplies	29.30
07/20/2019	Simply Bits, LLC	CA24337 Internet and long distance July 2019	830.27
07/20/2019	Simply Bits, LLC	CA17981 Internet and long distance July 2019	634.32
07/26/2019	Unisource Energy Services (Electric)	Acc #7390105230: 6.25.19-7.24.19 service dates Station 4	591.96
07/30/2019	Simply Bits, LLC	credit on account CA24337	-232.02
07/30/2019	Simply Bits, LLC	Credit on account CA24337	-830.27
07/30/2019	Simply Bits, LLC	CA17981 Internet and long distance July 2019	175.99
Total Station 4			2,059.23
Total Stations			12,466.90
TOTAL			12,466.90

Financial Report

July 2019




July 2019



	Actual	Budget	Variance
Total Revenue	\$82,662	\$117,758	(35,096)
Total Expense	\$321,688	\$281,495	40,193
Tax Levy	\$9,222	\$15,179	(5,957)
Non-Tax Levy	\$73,440	\$102,579	(29,139)
Personnel Expenses	\$213,278	\$221,847	(8,569)
Buildings & Land	\$14,067	\$15,674	(1,608)
Vehicles & Equipment	\$44,782	\$18,864	25,918
Comm & IT	\$5,459	\$5,288	171
Travel & Training	\$21,665	\$7,775	13,890
Managerial	\$14,313	\$11,210	3,103
Grant Expense	\$0.00	\$837.00	(837)
Bond Interest	\$8,125	\$0	8,125

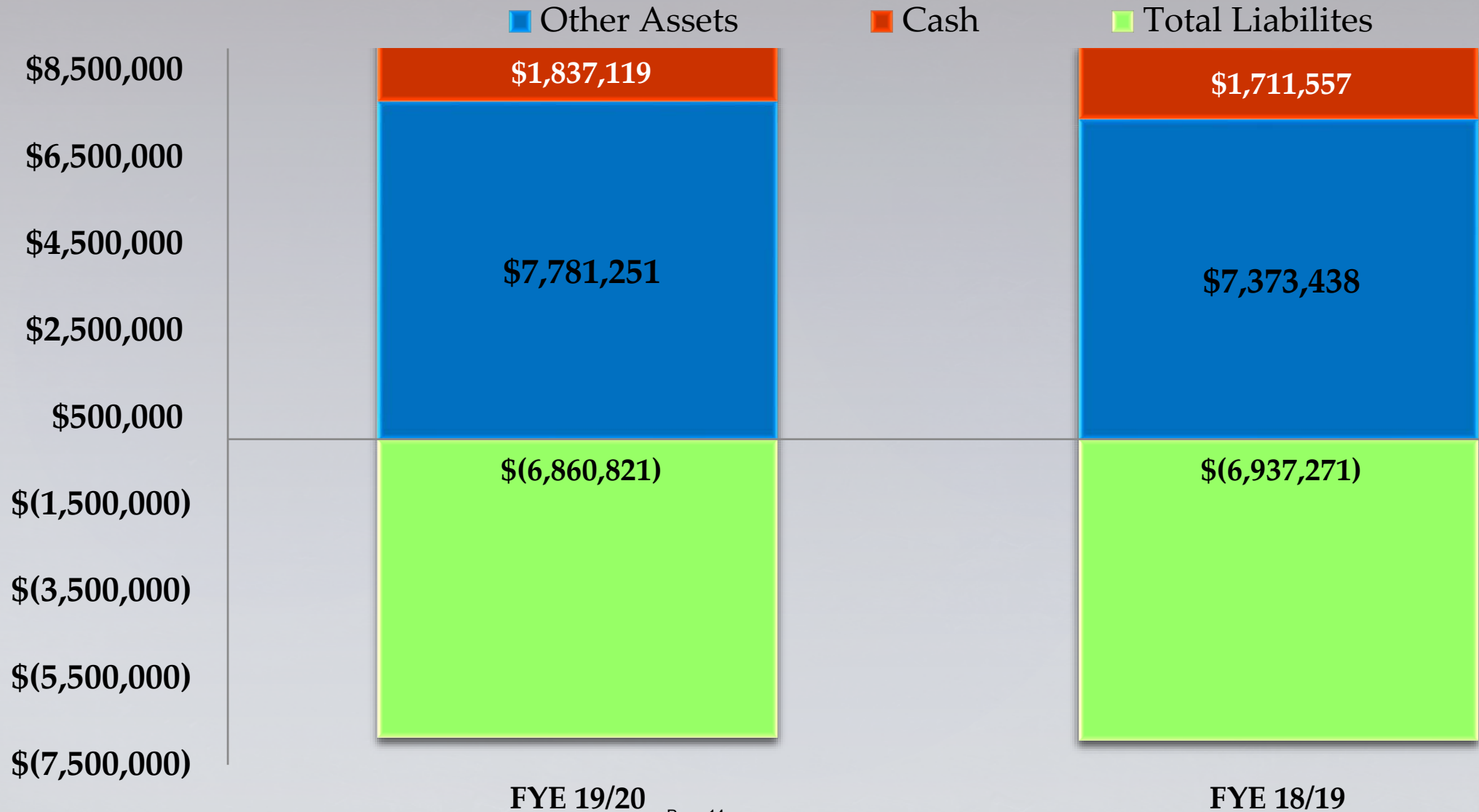
Percentage of Expenses Year to Date



Fire District Averages

Personnel	81%
Operations	11%
Communications	2%
Administrative	6%

Cash Position



FYE 19/20

FYE 18/19

Tubac Fire District Monthly Disbursement Report

July 2019

Type	Date	Num	Name	Memo	Debit	Credit	Balance
1072 - Bill.com Money Out Clearing							
Bill Pmt -Check	07/08/2019	Bill.com	Arizona Correctional Industries	https://app.bill.com/BillPay?id=blp01LBMAYVWCWt3x4s7z		1,013.89	-1,013.89
Bill Pmt -Check	07/08/2019	Bill.com	Cheryl N Horvath	https://app.bill.com/BillPay?id=blp01IOLKDMNX3x366d		133.00	-1,146.89
Bill Pmt -Check	07/08/2019	Bill.com	Unisource Energy Services (Electric)	https://app.bill.com/BillPay?id=blp01BOVOABRUU3x366f		694.44	-1,841.33
Bill Pmt -Check	07/08/2019	Bill.com	Unisource Energy Services (Electric)	https://app.bill.com/BillPay?id=blp01AXPNDXTW03x366g		600.29	-2,441.62
Bill Pmt -Check	07/08/2019	Bill.com	Waste Management of Tucson	https://app.bill.com/BillPay?id=blp01MVODEVRCB3x366j		189.39	-2,631.01
Bill Pmt -Check	07/08/2019	Bill.com	Genaro R Rivera	https://app.bill.com/BillPay?id=blp01EENRNQDF3x366p		172.00	-2,803.01
Bill Pmt -Check	07/08/2019	Bill.com	Enerspect Medical Solutions	https://app.bill.com/BillPay?id=blp01NLKWOXHYU3x366n		587.87	-3,390.88
Bill Pmt -Check	07/08/2019	Bill.com	Quill Corporation	https://app.bill.com/BillPay?id=blp01TQHLHXRMX3x3667		121.41	-3,512.29
Bill Pmt -Check	07/08/2019	Bill.com	Boyle, Pecharich, Cline, Whittington	https://app.bill.com/BillPay?id=blp01ATBVDVZS3x3669		287.50	-3,799.79
Bill Pmt -Check	07/08/2019	Bill.com	Ben Guerrero	https://app.bill.com/BillPay?id=blp01PIXYLAWV3x366b		133.00	-3,932.79
Bill Pmt -Check	07/08/2019	Bill.com	Waste Management of Tucson	https://app.bill.com/BillPay?id=blp01TOIDBQSB3x366i		184.44	-4,117.23
General Journal	07/08/2019	2020-0001		Bill.com 07/08/19 Payables Funding	4,367.23		250.00
Bill Pmt -Check	07/08/2019	Bill.com	V191 & Associates	https://app.bill.com/BillPay?id=blp01VNF7ZPMTX3x366l		250.00	0.00
Bill Pmt -Check	07/09/2019	Bill.com	Fry Fire District*	https://app.bill.com/BillPay?id=blp01FEJLRHIIHW3xbqm0		1,288.24	-1,288.24
General Journal	07/09/2019	2020-0002		Bill.com 07/09/19 Payables Funding	1,288.24		0.00
Bill Pmt -Check	07/15/2019	Bill.com	Direct TV - 0393	https://app.bill.com/BillPay?id=blp01EWRJRGYUJK3y3ra2		141.97	-141.97
Bill Pmt -Check	07/15/2019	Bill.com	Praxair	https://app.bill.com/BillPay?id=blp01CCNBYJTU03y402a		582.48	-724.45
Bill Pmt -Check	07/15/2019	Bill.com	Praxair	https://app.bill.com/BillPay?id=blp01VYZJNAKIW3y402b		445.00	-1,169.45
Bill Pmt -Check	07/15/2019	Bill.com	Direct TV - 9885	https://app.bill.com/BillPay?id=blp01BPJSINERW3y402g		141.97	-1,311.42
Bill Pmt -Check	07/15/2019	Bill.com	Direct TV - 2827	https://app.bill.com/BillPay?id=blp01NLVJCODWS3y3r9y		141.97	-1,453.39
Bill Pmt -Check	07/15/2019	Bill.com	Wall America	https://app.bill.com/BillPay?id=blp01DESFKDF0I3y3ra6		48.00	-1,501.39
Bill Pmt -Check	07/15/2019	Bill.com	Santa Cruz County Landfill	https://app.bill.com/BillPay?id=blp01DBRAVKTQ3y3z17		23.40	-1,524.79
Bill Pmt -Check	07/15/2019	Bill.com	Arizona Propane	https://app.bill.com/BillPay?id=blp01EHMCEPWSI3y3z14		240.09	-1,764.88
Bill Pmt -Check	07/15/2019	Bill.com	Century Link 8386	https://app.bill.com/BillPay?id=blp01TTUWXLNF3y3ra8		3.83	-1,768.71
Bill Pmt -Check	07/15/2019	Bill.com	James Vincent Group	https://app.bill.com/BillPay?id=blp01XGSCPITVM3y3r9s		264.54	-2,032.25
Bill Pmt -Check	07/15/2019	Bill.com	Verizon	https://app.bill.com/BillPay?id=blp01SJKRTL3y3raa		576.26	-2,609.51
Bill Pmt -Check	07/15/2019	Bill.com	Energy Petroleum	https://app.bill.com/BillPay?id=blp01UVLARSQA3y3r9u		3,091.76	-5,701.27
Bill Pmt -Check	07/15/2019	Bill.com	NFFPA	https://app.bill.com/BillPay?id=blp01WCIENLMMH3y3ra0		175.00	-5,876.27
Bill Pmt -Check	07/15/2019	Bill.com	Arizona Propane	https://app.bill.com/BillPay?id=blp01AMPLUCLT3y3z15		192.26	-6,068.53
Bill Pmt -Check	07/15/2019	Bill.com	Praxair	https://app.bill.com/BillPay?id=blp01DZQAQHV3y402c		157.23	-6,225.76
Bill Pmt -Check	07/15/2019	Bill.com	Central Alarm	https://app.bill.com/BillPay?id=blp01ADUJXTNRY3y3ra4		60.00	-6,285.76
Bill Pmt -Check	07/15/2019	Bill.com	Guardian EMS Products	https://app.bill.com/BillPay?id=blp01RQEUDSAAK3y402e		65.46	-6,351.22
General Journal	07/15/2019	2020-0003		Bill.com 07/15/19 Payables Funding	4,959.08		-1,392.14
General Journal	07/15/2019	2020-0005		Bill.com 07/15/19 Payables Funding	1,392.14		0.00
Bill Pmt -Check	07/16/2019	Bill.com	Municipal Emergency Services	https://app.bill.com/BillPay?id=blp01FKBNDKPC3y51ow		1,016.76	-1,016.76
Bill Pmt -Check	07/16/2019	Bill.com	B & B Selectcom, Inc.	https://app.bill.com/BillPay?id=blp01IYIGZKFA3y51ou		450.00	-1,466.76
Bill Pmt -Check	07/16/2019	Bill.com	Nextrio, LLC	https://app.bill.com/BillPay?id=blp01VUUDIQHDE3y51oy		3,365.55	-4,832.31
General Journal	07/16/2019	2020-0004		Bill.com 07/16/19 Payables Funding	6,949.68		2,117.37
Bill Pmt -Check	07/16/2019	Bill.com	Nextrio, LLC	https://app.bill.com/BillPay?id=blp01CSRISRFK3y51oz		2,117.37	0.00
Bill Pmt -Check	07/18/2019	Bill.com	Valley Imaging Solutions Inc.	https://app.bill.com/BillPay?id=blp01KNDPZXCUX3ymton		114.02	-114.02
Bill Pmt -Check	07/18/2019	Bill.com	Cheryl N Horvath	https://app.bill.com/BillPay?id=blp01WVIDGACQP3ymtos		700.00	-814.02
Bill Pmt -Check	07/18/2019	Bill.com	Valley Imaging Solutions Inc.	https://app.bill.com/BillPay?id=blp01SIVJDCMCE3ymtpo		26.54	-840.56
Bill Pmt -Check	07/18/2019	Bill.com	BeachFleischman PC	https://app.bill.com/BillPay?id=blp01SOKTAYFTJ3ymtp3		2,000.00	-2,840.56
Bill Pmt -Check	07/18/2019	Bill.com	Jorgensen Brooks Group	https://app.bill.com/BillPay?id=blp01THFZXUQO3ymtpw		384.75	-3,225.31
Bill Pmt -Check	07/18/2019	Bill.com	The Mahoney Group	https://app.bill.com/BillPay?id=blp01NPORONFUD3ymtpy		9,872.50	-13,097.81
Bill Pmt -Check	07/18/2019	Bill.com	Quill Corporation	https://app.bill.com/BillPay?id=blp01PRATWQFEC3ymtp0		83.80	-13,181.61
General Journal	07/18/2019	2020-0007		Bill.com 07/18/19 Payables Funding	13,181.61		0.00
Bill Pmt -Check	07/19/2019	Bill.com	Joe Garcia Fox	https://app.bill.com/BillPay?id=blp01NVBTXPYT3yqpsx		220.00	-220.00
Bill Pmt -Check	07/19/2019	Bill.com	Hesly S. Guerrero	https://app.bill.com/BillPay?id=blp01RVJNZDDC3yqpsr		220.00	-440.00
Bill Pmt -Check	07/19/2019	Bill.com	V191 & Associates	https://app.bill.com/BillPay?id=blp01MQMBOBYDY3yqpsu		250.00	-690.00
General Journal	07/19/2019	2020-0006		Bill.com 07/19/19 Payables Funding	910.00		220.00
Bill Pmt -Check	07/25/2019	Bill.com	Nogales Tactical LLC*	https://app.bill.com/BillPay?id=blp01AELLHOEU3zgfzq		282.29	-62.29
Bill Pmt -Check	07/25/2019	Bill.com	Nogales Tactical LLC*	https://app.bill.com/BillPay?id=blp01XRJHRPSRL3zgfz1		279.57	-341.86
Bill Pmt -Check	07/25/2019	Bill.com	Nogales Tactical LLC*	https://app.bill.com/BillPay?id=blp01YTHDEGRQW3zgfz4		375.13	-716.99
Bill Pmt -Check	07/25/2019	Bill.com	Nogales Tactical LLC*	https://app.bill.com/BillPay?id=blp01KBDHGAHFZ3zgfz6		252.44	-969.43
Bill Pmt -Check	07/25/2019	Bill.com	Quick Fix	https://app.bill.com/BillPay?id=blp01TASILDHKR3zeoh8		85.00	-1,054.43
Bill Pmt -Check	07/25/2019	Bill.com	Nogales Tactical LLC*	https://app.bill.com/BillPay?id=blp01ZZOWREJMO3zgfzb		339.28	-1,393.71
Bill Pmt -Check	07/25/2019	Bill.com	Nogales Tactical LLC*	https://app.bill.com/BillPay?id=blp01NTLEYMOSM3zgfzv		419.62	-1,813.33
Bill Pmt -Check	07/25/2019	Bill.com	Legal Shield	https://app.bill.com/BillPay?id=blp01JUHOSOWBTB3zgfzv		51.80	-1,865.13
Bill Pmt -Check	07/25/2019	Bill.com	Simply Bits, LLC	https://app.bill.com/BillPay?id=blp01DYUDWLLPT3zeofh		777.81	-2,642.94
Bill Pmt -Check	07/25/2019	Bill.com	Nogales Tactical LLC*	https://app.bill.com/BillPay?id=blp01UTSZLGBZB3zgfzc		195.98	-2,838.92
Bill Pmt -Check	07/25/2019	Bill.com	Liberty Utilities #8134207237-305894	https://app.bill.com/BillPay?id=blp01SSPZJLUTO3zgg0f		525.45	-3,364.37
Bill Pmt -Check	07/25/2019	Bill.com	EPCOR	https://app.bill.com/BillPay?id=blp01HKKHCLWNEW3zeogy		43.96	-3,408.33
Bill Pmt -Check	07/25/2019	Bill.com	Nogales Tactical LLC*	https://app.bill.com/BillPay?id=blp01JSHWNQGIN3zgfze		76.01	-3,484.34
Bill Pmt -Check	07/25/2019	Bill.com	Nogales Tactical LLC*	https://app.bill.com/BillPay?id=blp01HHNCRDEFY3zgfzg		166.10	-3,650.44
Bill Pmt -Check	07/25/2019	Bill.com	Nogales Tactical LLC*	https://app.bill.com/BillPay?id=blp01GDZRZQDWW3zgfzi		170.99	-3,821.43
Bill Pmt -Check	07/25/2019	Bill.com	Vision Service Plan	https://app.bill.com/BillPay?id=blp01IREGNJUBBM3zgfjz		315.24	-4,136.67
Bill Pmt -Check	07/25/2019	Bill.com	Bank of America	https://app.bill.com/BillPay?id=blp01IKUMIAAW3zgg02		4,281.04	-8,417.71
Bill Pmt -Check	07/25/2019	Bill.com	Brady Industries	https://app.bill.com/BillPay?id=blp01KZAEWBHGD3zgg03		49.73	-8,467.44
Bill Pmt -Check	07/25/2019	Bill.com	Pitney Bowes Inc.	https://app.bill.com/BillPay?id=blp01HHPMVKPAU3zgg09		15.99	-8,483.43
Bill Pmt -Check	07/25/2019	Bill.com	Arizona Propane	https://app.bill.com/BillPay?id=blp01LPDKMACMM3zgg04		125.00	-8,608.43
Bill Pmt -Check	07/25/2019	Bill.com	Nogales Tactical LLC*	https://app.bill.com/BillPay?id=blp01JOZLKCOCW3zgfzk		179.68	-8,788.11
Bill Pmt -Check	07/25/2019	Bill.com	Watson Chevrolet	https://app.bill.com/BillPay?id=blp01GVKGLCDT3zeofu		1,223.97	-10,012.08
Bill Pmt -Check	07/25/2019	Bill.com	Enterprise FM Trust	VOID: https://app.bill.com/BillPay?id=blp01UMZNYYYUR3zgg0k	0.00		-10,012.08
Bill Pmt -Check	07/25/2019	Bill.com	Century Link 326B	https://app.bill.com/BillPay?id=blp01XZAAFLDZZ3zeogs		160.73	-10,172.81
Bill Pmt -Check	07/25/2019	Bill.com	Nogales Tactical LLC*	https://app.bill.com/BillPay?id=blp01DINPSDXQR3zgfzs		191.60	-10,364.41
Bill Pmt -Check	07/25/2019	Bill.com	Century Link 011B	https://app.bill.com/BillPay?id=blp01MISEVBIK3zeogo		61.37	-10,425.78
Bill Pmt -Check	07/25/2019	Bill.com	MetLife	https://app.bill.com/BillPay?id=blp01PSLVQCSDO3zgg07		2,544.35	-12,970.13
Bill Pmt -Check	07/25/2019	Bill.com	Unisource Energy Services (Electric)	https://app.bill.com/BillPay?id=blp01TXRHNNHKV3zeogc		715.88	-13,686.01

Tubac Fire District
Monthly Disbursement Report

July 2019

Table with columns: Type, Date, Num, Name, Memo, Debit, Credit, Balance. Contains detailed financial entries for July 2019, including disbursements for energy services, tactical LLCs, and county treasurer cash.

Tubac Fire District
Monthly Disbursement Report
 July 2019

Type	Date	Num	Name	Memo	Debit	Credit	Balance
Deposit	07/22/2019			Deposit	5.20		63,432.76
Check	07/23/2019	25517	Arizona Department of Health Services			500.00	62,932.76
Deposit	07/23/2019			Deposit	3,842.99		66,775.75
Deposit	07/23/2019			Deposit	4,319.85		71,095.60
General Journal	07/25/2019	2020-0010		Bill.com 07/25/19 Payables Funding		31,410.17	39,685.43
Deposit	07/25/2019			Deposit	485.39		40,170.82
Deposit	07/25/2019			Deposit	1,723.65		41,894.47
General Journal	07/26/2019	2020-0011		Bill.com 07/26/19 Payables Funding		31,158.07	10,736.40
Deposit	07/26/2019			Deposit	697.93		11,434.33
Check	07/30/2019	25518	Nationwide Retirement Solutions	Plan 401A - pay period ending 7/28/19		744.20	10,690.13
Check	07/30/2019	25519	Nationwide Retirement Solutions	Entity NO. 0345 - pay period ending 7/28/19		918.70	9,771.43
Check	07/30/2019	25520	Green Valley F.F.A.			396.00	9,375.43
Check	07/30/2019	25521	Security Benefit			375.00	9,000.43
Deposit	07/30/2019			457 Plan - Payer ID#613624000- pay period end 7/28/19			15,602.87
Deposit	07/30/2019			Deposit	6,602.44		16,392.19
General Journal	07/31/2019	2020-0012		Deposit	789.32		27,063.61
Bill Pmt -Check	07/31/2019		Simply Bits, LLC	Bill.com 07/31/19 Credit P19072401 - 0952362	10,671.42		27,063.61
Bill Pmt -Check	07/31/2019		Simply Bits, LLC	QuickBooks generated zero amount transaction for bill payment stub	0.00		27,063.61
Check	07/31/2019	25522	Arizona Department of Health Services	QuickBooks generated zero amount transaction for bill payment stub	0.00		26,563.61
Deposit	07/31/2019			Deposit	100.00	500.00	26,663.61
Deposit	07/31/2019			Deposit	178.04		26,841.65
Deposit	07/31/2019			Deposit	519.43		27,361.08
Check	07/31/2019			Service Charge		66.29	27,294.79
Deposit	07/31/2019			Interest	1.63		27,296.42
Total 1129 - Operational					321,041.50	293,745.08	27,296.42
1130 - Savings Acct.							
Deposit	07/31/2019			Interest	49.46		49.46
Total 1130 - Savings Acct.					49.46	0.00	49.46
TOTAL					424,137.49	436,295.42	-12,157.93

Tubac Fire District

Twelve-Month Cash Flow

Fiscal Year
Begins: Jul-19

Tubac Fire District

	Beginning	Jul-19	Aug-19	Sep-19	Oct-19	Nov-19	Dec-19	Jan-20	Feb-20	Mar-20	Apr-20	May-20	Jun-20	Monthly Average	Overview
Cash Summary															
Cash on Hand (beginning of month)	1,627,418	1,627,418	1,615,260	1,367,668	1,212,644	1,382,565	1,470,055	2,162,357	2,014,230	1,930,131	1,880,665	2,131,848	2,106,712	1,741,796	
Cash Available (on hand + receipts, before cash out)	1,627,418	1,908,605	1,724,055	1,494,431	1,626,529	1,714,152	2,406,835	2,336,241	2,176,497	2,127,438	2,417,267	2,464,238	2,349,286	2,062,131	
Cash Position (end of month)	1,627,418	1,615,260	1,367,668	1,212,644	1,382,565	1,470,055	2,162,357	2,014,230	1,930,131	1,880,665	2,131,848	2,106,712	2,038,776	1,776,076	
Cash Receipts															
Tax Levy Revenue		9,222	6,211	24,179	342,468	260,170	865,363	102,737	91,120	94,723	434,018	229,806	139,990		
Other Cash Inflows		271,965	102,584	102,584	71,417	71,417	71,417	71,147	71,147	102,584	102,584	102,584	102,584		
Line of Credit		0	0	0	0	0	0	0	0	0	0	0	0		
Total Cash Receipts		281,187	108,795	126,763	413,885	331,587	936,780	173,884	162,267	197,307	536,602	332,390	242,574	320,335	
Cash Paid Out															
Disbursements		293,345	356,387	281,787	243,964	244,097	244,478	322,011	246,366	246,773	285,419	357,526	310,510	286,055	
Capital Outlay		0	0	0	0	0	0	0	0	0	0	0	0	0	
Repayment of LOC		0	0	0	0	0	0	0	0	0	0	0	0	0	
Total Cash Paid Out		293,345	356,387	281,787	243,964	244,097	244,478	322,011	246,366	246,773	285,419	357,526	310,510	286,055	
		(Actual)	(Actual)	(Actual)	(Actual)	(Actual)	(Actual)	(Actual)	(Actual)	(Actual)	(Actual)	(Actual)	(Actual)		