



Tubac Fire Board Meeting

April, 2021

Staff Report

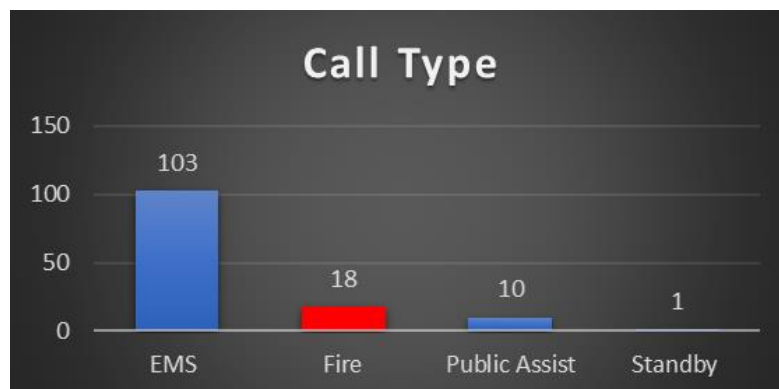
The mission of the Tubac Fire District is to create a safer environment within our community in order to increase the quality of life which our citizens may enjoy.

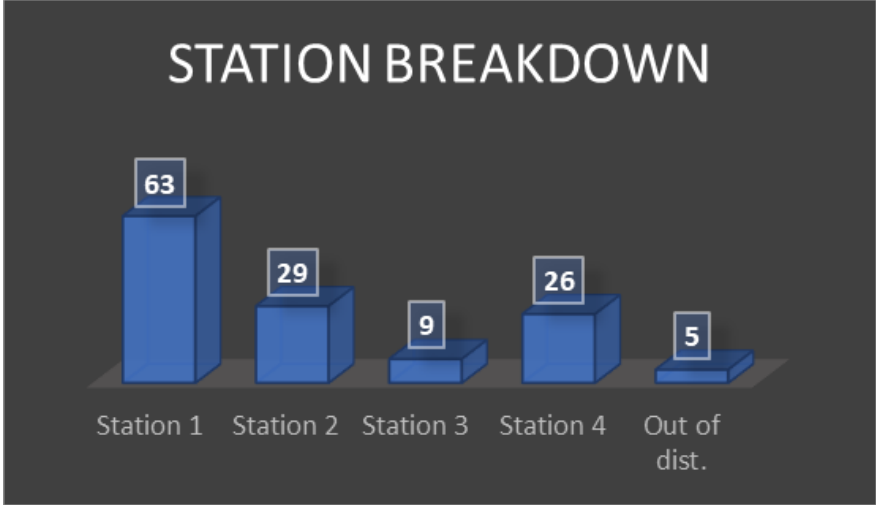
Operations Update

Annual Data

Calls by Month			
	2019	2020	2021
January	100	113	126
February	106	117	113
March	116	101	132
April	111	96	
May	128	117	
June	104	133	
July	126	144	
August	145	174	
September	135	141	
October	143	125	
November	132	129	
December	91	108	
Total	1437	1498	371

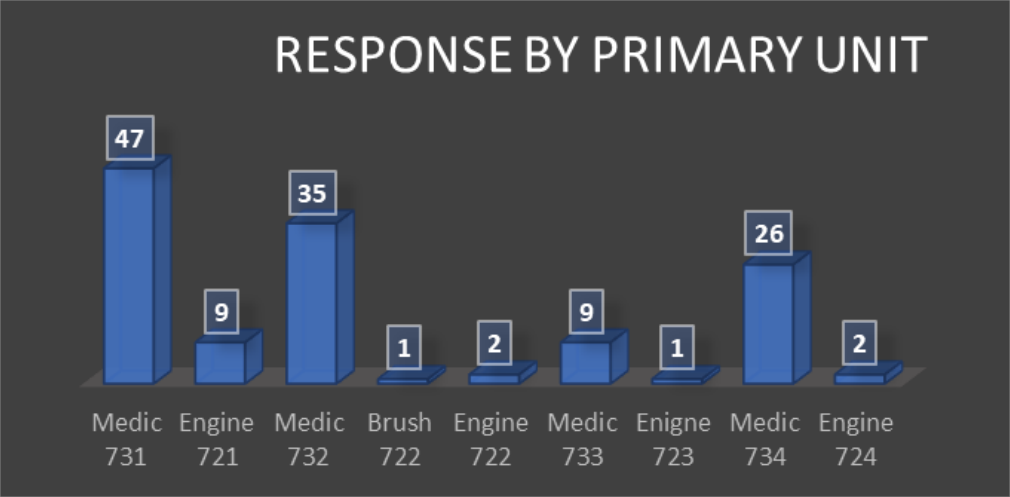
March, 2021 Data

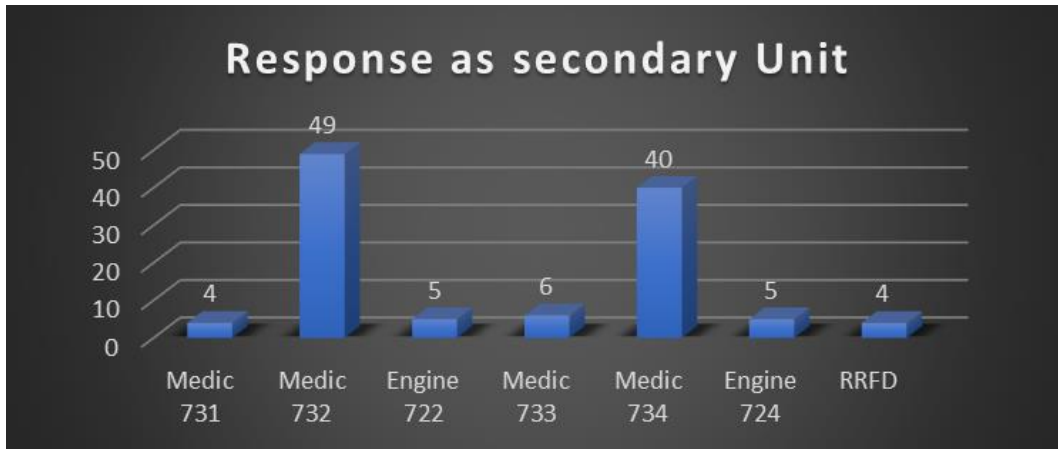




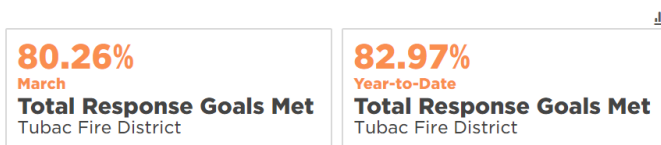
The above chart reflects unique incidents by station, not total number of unit responses. For example, for a motor vehicle accident (MVA), more than one TFD unit will respond to the call, which is tracked as one unique incident for the primary responding unit.

- Station 1 – Average 54 unique incidents per month
- Station 2 – Average 35 unique incidents per month
- Station 3 – Average 13 unique incidents per month
- Station 4 – Average 23 unique incidents per month



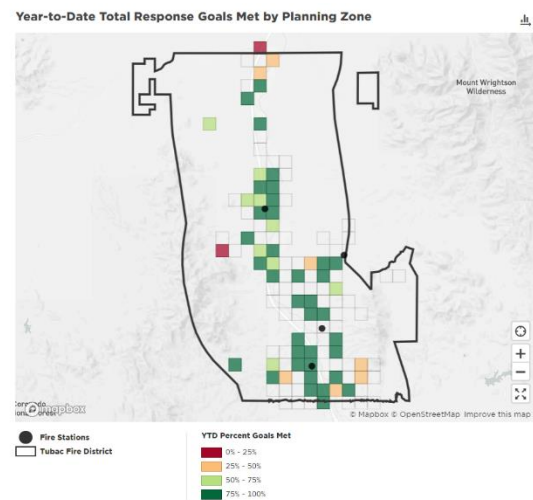


Response Goals Report for March



Monthly Total Response Goals Met Breakdown by Response Category

Tubac Fire District	% Goals Met
Turnout Time	82%
First Arriving Travel Time	77.5%
ERF Travel Time	66.67%
First Arriving Total Time	82%
ERF Total Time	83.33%

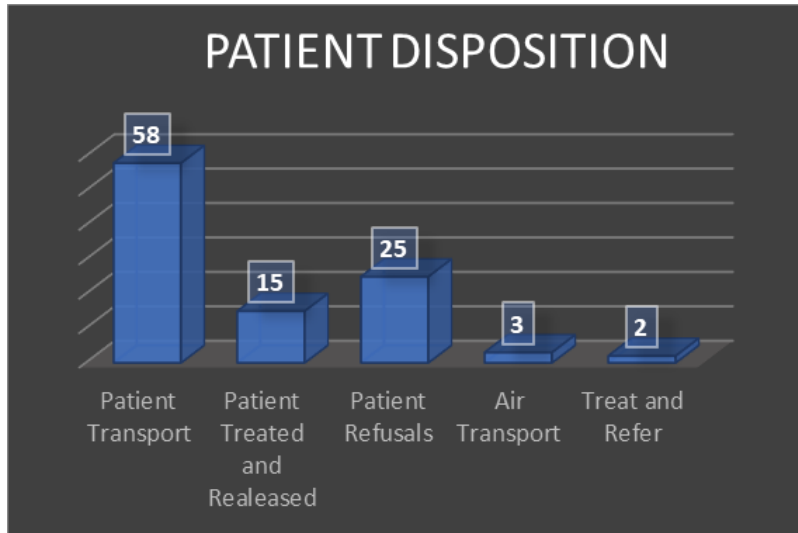


Response Goals

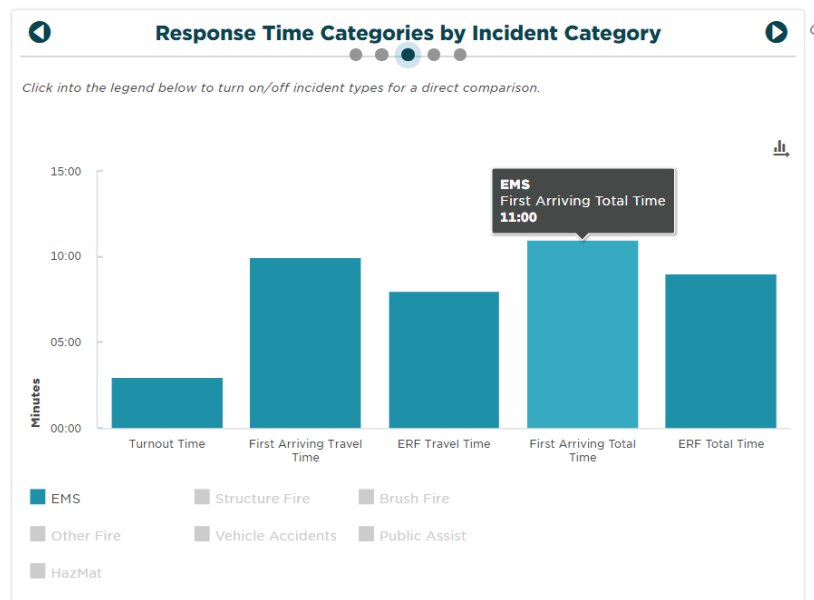
- Turnout Time = 2 minutes
- First Arrival Travel Time = 8 minutes
- ERF Travel Time = 10 minutes
- First Arrival Response Time = 10 minutes
- ERF Response Time = 12 minutes

Emergency Medical Services Response

- ❖ Staff reviewed EMS 911 responses for the past month.



EMS Response Time for March

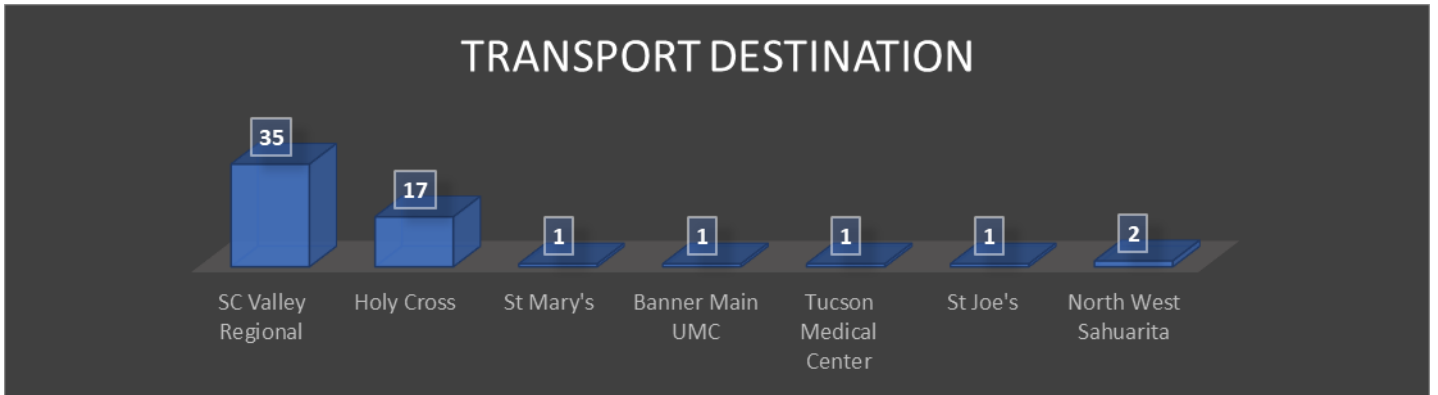


This chart indicates YTD response information for all EMS calls. TFD is responding to 90% of all EMS calls within 11:00 minutes for a third consecutive month.

TFD CON Response Requirement per AZDHS:

- 50% within 8 minutes

- 70% within 15 minutes



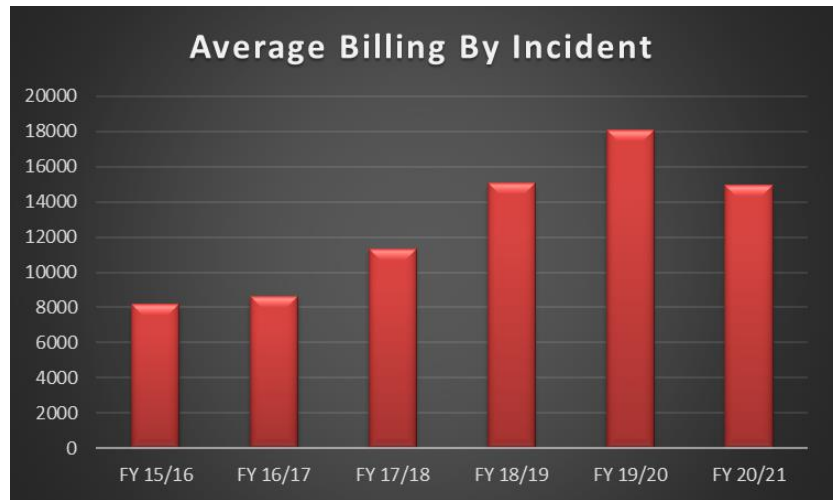
Wildland Update

Updated 4/14/2021

Tubac Fire District Out of District Wildland Response - FY 20/21						
Travel Per Diem	Equip Total	Payroll Total	Fire Total	Fire Date - Month	Location	Payment Amount Received
\$0.00	\$5,784.52	\$5,430.44	\$11,214.96	7/6/2020	Sasabe	\$11,214.96
\$0.00	\$7,281.36	\$10,786.20	\$18,067.56	7/7/2020	Williams	\$18,067.56
\$0.00	\$5,433.52	\$7,037.16	\$12,470.68	7/12/2020	Sahuarita	\$12,470.68
\$0.00	\$510.00	\$259.75	\$769.75	7/15/2020	Arivaca	\$769.75
\$0.00	\$388.38	\$323.21	\$711.59	8/3/2020	Arivaca	\$711.59
\$0.00	\$3,327.52	\$5,622.74	\$8,950.26	8/7/2020	Mayer	\$8,950.26
\$0.00	\$215.04	\$1,023.63	\$1,238.67	8/17/2020	Patagonia	\$1,238.67
\$426.00	\$588.80	\$3,335.76	\$4,350.56	8/19/2020	Globe	\$4,350.56
\$958.50	\$1,199.36	\$7,030.71	\$9,188.57	8/23/2020	Globe	\$9,188.57
\$691.29	\$3,187.50	\$3,254.91	\$7,133.70	8/20/2020	Sacramento, CA	\$7,133.70
\$61.85	\$6,035.00	\$6,777.34	\$12,874.19	8/21/2020	Moccasin, CA	\$12,874.19
\$64.15	\$13,685.00	\$14,823.86	\$28,573.01	8/25/2020	Oroville, CA	\$28,573.01
\$0.00	\$680.00	\$794.89	\$1,474.89	8/24/2020	Rio Rico	\$1,474.89
\$0.00	\$3,867.50	\$4,175.96	\$8,043.46	8/28/2020	Marana	\$8,043.46
\$464.95	\$33,750.00	\$20,117.71	\$54,332.66	9/6/2020	Tollhouse, CA	\$54,332.66
\$379.26	\$4,395.52	\$19,066.86	\$23,841.64	9/6/2020	Susanville, CA	\$23,841.64
\$903.68	\$8,627.50	\$9,842.93	\$19,374.11	9/25/2020	Cave Creek, AZ	\$19,374.11
\$109.30	\$1,479.68	\$1,705.75	\$3,294.73	10/1/2020	Douglas, AZ	\$3,294.73
\$2,296.18	\$57,592.50	\$21,842.32	\$81,731.00	10/1/2020	Colorado Springs, CO	\$81,731.00
\$1,128.19	\$12,517.12	\$17,788.74	\$31,987.60	10/16/2020	Prescott, AZ	\$31,987.60
	\$297.50	\$165.75	\$463.25	2/24/2021	Elephant Head, AZ	
	\$1,360.00	\$880.95	\$2,240.95	3/2/2021	Arivaca, AZ	
	\$510.00	\$312.58	\$822.58	3/3/2021	Green Valley, AZ	
				4/2/2021	Toro Fire	
				3/22/2021	Phoenix, AZ	
				4/10/2021	Safford, AZ	
\$7,483.35	\$172,713.32	\$162,400.15	\$343,150.37			\$339,623.59

Out of District WL Incident Responses:

- ❖ FY 15/16 = 45
- ❖ FY 16/17 = 53
- ❖ FY 17/18 = 40
- ❖ FY 18/19 = 35
- ❖ FY 19/20 = 13
- ❖ FY 20/21 = 23



Administration Update

Plan/Review Prevention

Tubac Fire District Development Update				
Type	Description	Location	Progress	Date PD
Commercial	Church assembly	Santa Cruz County	Onsite Construction Inspections	
Commerical	Businesses near Station 2	Rio Rico	Conceptual Plan Review	
Commercial	Construction Canopy	Rio Rico	Permit Review	
Commercial	RV Resort Expansion	Amado	Under Construction	
Commercial	W. Frontage Rd. (Bemer)	Tumacacori	Under Construction	
Commercial (TI)	Tubac Rd	Tubac	Under Construction	PD \$100
Residential	Townhomes of Tubac	Tubac	Onsite Construction Inspections	not pd
Commercial	Store addition	Rio Rico	Construction Plan Review	not pd
Residential	Duplex New	Rio Rico	Construction Plan Review	not pd
Commercial	Pest Control (TI)	Amado	Construction Plan Review	not pd
Commercial	Rio Rico Self Storage (TI)	Rio Rico	Construction Plan Review	PD \$250
Residential	Cir Bautista (sprinkler)	Tubac	Construction Plan Review	PD \$150
Commercial	Outside Grow Area - 2935 frontage rd	Amado	Construction Plan Review	not pd
Residential	Townhomes of Tubac (Fire sprinklers)	Tubac	Under Construction	PD
Residential	Ave De Garza	Rio Rico	Under Construction	PD
Residential	Tierra Libre Ct	Tubac	Under Construction	PD \$150
Commercial	RRHS Ag Building	Rio Rico	Construction Plan Review	PD\$250
Commercial	RRHS lito Galindo New Building	Rio Rico	Construction Plan Review	PD\$250
Commercial	RRHS PAC building TI	Rio Rico	Construction Plan Review	PD\$250
Commercial	2721 E Frontage rd	Tubac	Construction Plan Review	not pd
Commercial	7 Ave Pastor	Rio Rico	Construction Plan Review	not pd
Residential	Lombard way 1301-1312	Tubac	Construction Plan Review	PD\$250
Residential	17 Tierra Libre ct	Tubac	Under Construction	
Residential	410 Camino Del Patio	Rio Rico	Permit Review	PD\$150
Residential	345 Camino Josephina	Rio Rico	Permit Review	PD \$150
Residential	114 Vaquero Vista	Tubac	Permit Review	PD\$150
Residential	2289 Circulo de Anza	Tubac	Permit Review	not paid